



Supporting Social-Emotional Learning & Student Success

At Wisconsin School Districts

Thea Berthoff

tberthoff@panoramaed.com

Zeke Vainer

zvainer@panoramaed.com

Ryan Werb

rwerb@panoramaed.com



**Panorama helps educators
act on data to improve
student outcomes.**



**Currently serving 900+
districts nationwide and
10 million students.**



The Wisconsin Panorama Family



Kenosha Unified
School District



SHEBOYGAN AREA
SCHOOL DISTRICT



HOWARD-SUAMICO
SCHOOL DISTRICT



APPLETON AREA
SCHOOL DISTRICT



NECEDAH
SCHOOLS



Marinette School District



About Panorama Education

Our mission is to **radically improve student outcomes** by helping educators act on data and improve their practice



Feedback Surveys

Students, Family, and Teacher/Staff surveys focused on school climate, distance learning and equity.



Social-Emotional Learning

Measurement at district, school, classroom, and individual student levels




Student Success

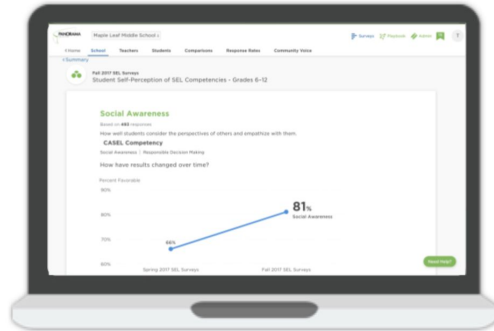
MTSS data system, Credit Tracking, Early Warning System, Tiered Supports, and Intervention Tracking

Panorama can support Wisconsin Districts...

with creating a unified student support system through:



1. Measure



2. Understand



3. Act

Aligning your measurement approach

CASEL Domain	DPI Competency	Panorama Competency
Self - Management	Emotional Development, Self-Concept	Self - Management, Grit
Self - Awareness	Emotional Development, Self-Concept	Self-Efficacy, Growth Mindset
Responsible Decision - Making	Social Competence	Self - Management, Social Awareness, Emotion Regulation
Social Awareness	Emotional Development, Self - Concept, Social Competence	Social Awareness, Emotion Regulation
Relationship Skills	Social Competence	Social-Perspective-Taking



Why SEL with Panorama?

- **Measure What Matters** - Panorama's SEL survey can be customized by selecting 4-7 topics while still maintaining validity
- **SEL data at all levels of reporting** - View district and school-wide trends in addition to classroom and individual student reporting
- **SEL through an equity lens** - Use Panorama's equity dashboard to focus on SEL skills of different student groups (ELL status; gender; grade level; race; IEP)
- **SEL as part of school improvement** - Panorama's team runs workshops with principals and counselors to action-plan around SEL data



Which Core Student SEL Competencies are top-of-mind for you, in your role?

Student Skills & Competencies

- Self-Management
- Growth Mindset
- Self-Efficacy
- Social Awareness
- Emotion Regulation
- Grit → Goals and Challenges
- Social Perspective-Taking
- Learning Strategies



Wellbeing

- Positive Feelings
- Challenging Feelings
- Supportive Relationships

Which Core Student SEL Competencies are top-of-mind for you, in your role?

Self-Management

Growth Mindset

Self-Efficacy

Grit / Goals & Challenges

Social Awareness

Social Perspective-Taking

Emotion Regulation

Classroom Effort

Learning Strategies



Panorama's Adult SEL Surveys



Adult SEL

Belonging
Teacher Self-Reflection
Professional Learning About SEL
Faculty Growth Mindset
Teacher Efficacy



Perceptions of the Learning Environment & Student Supports

Cultural Awareness & Action
Professional Learning About Equity
Educating All Students
School Climate
Professional Learning
Feedback & Coaching
Staff/Teacher-Leadership Relationships

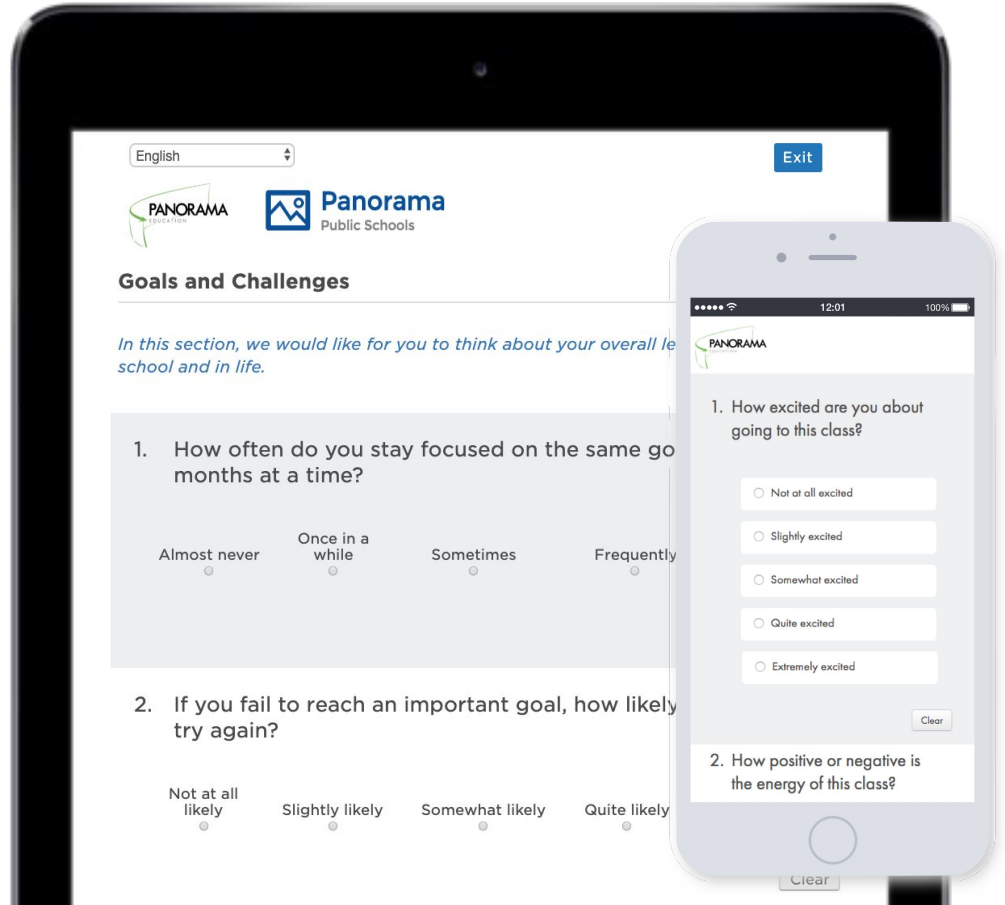


Professional Wellbeing

Positive Feelings
Challenging Feelings
Efficacy
Satisfaction &
Meaningfulness of Work

Easily collect survey responses

- **Online** surveys
- Accessible on **mobile** and **tablet** devices
- Available in **Spanish, Mandarin, and Arabic** and other languages
- Monitor participation with **response rates** in real-time
- Target: 15 minutes for students to take



Understand survey results from all levels

District, Schools, Classrooms, and Individuals

Results

Browse survey results for:



Panorama Public Schools



40 Schools



1090 Teachers



1090 Course Sections



Students



Admin

Create and manage surveys and projects.



Playbook

Explore resources for educators to improve student outcome.



Bookmarks (16)

Save survey results for later, visible only to you.

View all questions Take action with Playbook



Student Self-Perception of SEL Competencies

How did students perceive their own social-emotional skills?

Grades 6-12
493 responses | [show breakdown](#)

Save as PDF

Topic	Percent Favorable	Compared to others nationally	Change since Spring 2017 SEL Surveys
Self-Management	90%	80th-99th percentile	▲ 9
Social Awareness	81%	80th-99th percentile	▲ 15 Greatest increase
Goals and Challenges	67%	80th-99th percentile	▲ 8
Self-Efficacy	55%	40th-59th percentile	▲ 2
Growth Mindset	51%	40th-59th percentile	▲ 8

View all questions Take action with Playbook

See how students perceive their Social Emotional competencies

From a district, school, and individual level



Spring 2017 SEL Surveys

Export Color Customize

Search Panorama Public

	SEL (3-5)			SEL (6-12)			SEL (3-5)			SEL (6-12)							
	School Safety	Sense of Belonging	Teacher-Student Relationships	School Safety	Sense of Belonging	Teacher-Student Relationships	Grit	Growth Mindset	Self-Efficacy	Social Management	Social Awareness	Grit	Growth Mindset	Self-Efficacy	Social Management	Social Awareness	
Shih Tzu Middle School				67%	66%	85%							70%	56%	59%	87%	77%
Clear Lake Middle School				64%	62%	84%							67%	51%	56%	86%	73%
Cypress Middle School				64%	62%	84%							67%	52%	54%	86%	75%
Oakwood Middle School				67%	66%								56%	57%	88%	76%	
Pomeranian Middle School				61%	60%								39%	46%	78%	58%	
Ridgeview High				55%	58%								53%	55%	85%	73%	
Elk Grove Middle School				53%	53%								63%	67%	93%	84%	
Maple Leaf Middle School				55%	54%								43%	53%	81%	66%	
Shepherd High School				54%	54%								45%	50%	79%	63%	
Silver Creek High				54%	55%								51%	54%	85%	71%	
Golden Valley High				51%	50%	73%							71%	53%	56%	88%	74%
Willow Creek Middle School				42%	42%	67%							61%	45%	53%	81%	66%
Sunny Hills Middle School				36%	39%	61%							67%	51%	56%	86%	74%
Beagle Elementary School	85%	84%	95%				78%	73%	60%	91%	82%						
Bear Mountain Elementary	65%	63%	83%				81%	72%	62%	89%	79%						
Boxer Elementary	32%	32%	52%				58%	52%	48%	75%	54%						
Coral Springs Elementary	48%	46%	72%				72%	64%	56%	84%	72%						
Deer Valley Elementary	63%	63%	83%				74%	66%	59%	86%	73%						
Elk Valley Elementary	80%	80%	93%				69%	64%	55%	84%	72%						

Growth Mindset

Student perceptions of whether they have the potential to change those factors that are central to their performance in school.

Elk Grove Middle School
↓
63%

Well below average score in topic | Well above average score in topic

[View report →](#)

Understand how to support each of your school's unique needs



Interactive District and School Level Reports

With National and District Benchmarks

Growth Mindset

Based on 697 responses

Student perceptions that are central to CASEL Competencies

CASEL Competencies

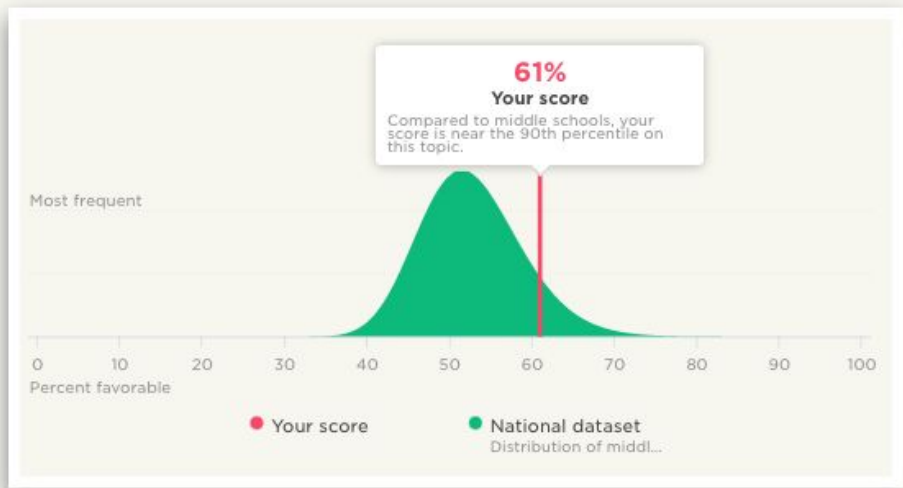
Self-Awareness

How do these

Topic Score Compared to Benchmark

Growth Mindset

Compared to Middle School - All FRPL - All Locale



Additional notes*:

10/10 DLT meeting
We're doing great with Growth Mindset!

* All your notes can only be viewed by you

I bookmarked this because it is...

- Encouraging
- Surprising
- Interesting
- Concerning
- Confusing
- Frustrating

Cancel

Add to Bookmarks

Bookmarks



Setting

Urban

Level

Elementary Schools
Middle Schools
High Schools

and Reduced (FRPL) %

(0-30%)

Medium (30-70%)

High (70% or higher)

Set Goals, Track Progress with Equity in Mind

With National and District Benchmarks

Growth Mindset

Based on **697** responses

Student perceptions of whether they have the potential to change those factors that are central to their performance in school.

CASEL Competency

Self-Awareness

How have results changed over time?

Percent Favorable

70%

60%

50%

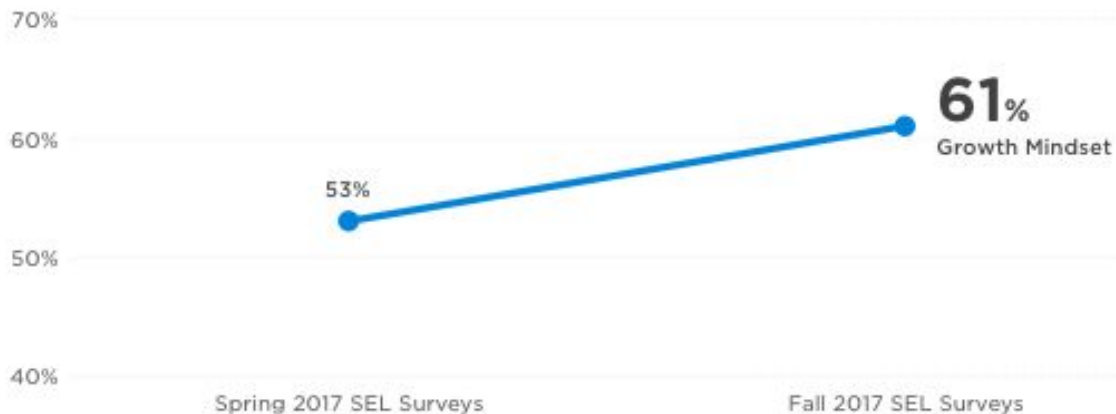
40%

53%

61%
Growth Mindset

Spring 2017 SEL Surveys

Fall 2017 SEL Surveys



Understand differences in students' SEL across subgroups

How did different groups respond?



Subgroup Name

Goals and Challenges
Growth Mindset
Self-Efficacy
Self-Management
Social Awareness

All respondents	55%	56%	54%	71%	37%
-----------------	-----	-----	-----	-----	-----

What is your gender?

Female	-1	-1	0	+3	-3
Male	+1	+2	+1	-3	+3

What is your grade level?

6th	+3	+2	+5	+6	+6
7th	0	-1	-2	+2	+1
8th	+2	+3	+7	+2	+5
9th	-3	-1	-6	-5	-6
10th	-3	-1	+1	-2	-6
11th	-1	+1	+7	-2	0
12th	+2	0	-4	-4	0



With Panorama, Wisconsin Districts will be able to...

access a Playbook of resources in response to survey results:



Teaching Tolerance

Teaching Tolerance is a project of the Southern Poverty Law Center and is dedicated to reducing prejudice, improving inter-group relations, and supporting equitable school experiences for our nation's children. Teaching Tolerance provides free educational materials, a self-titled magazine, and award-winning film and curriculum kits.

Positive Self-Talk
Open Circle

Discover Your Identity!
Teaching Tolerance

PLAYBOOK

WOPP
WOPP is an evidence-based process to help you define and sustain effort to achieve your goals.

Quick Student Self-Assessment
Amanda Mitchell

Model the Behavior You Expect
James Schafer

Featured Move



Responding to Hate & Bias at School: A Guide for School Leaders ☆

Teaching Tolerance
●●●●●

This guide helps school and district leaders proactively plan responses in the event of a hate crime or other incident on their campus.

[Read More](#)



Dig deeper into a student's profile

Barbara Adams

Fall 2017 SEL Surveys

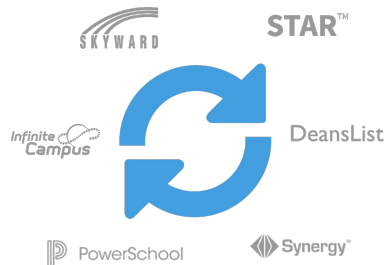
What is this report?

You and your teacher recently answered a survey in class that asked questions about how you think and feel. Take a look at the topics below and consider the ways you can build on your strengths and work to improve on your areas for growth.

Skill	You said...		Your teacher said...	Try this!
	Spring 2017 SEL Surveys	Fall 2017 SEL Surveys		
Self-Management Students with strong self-management are calm and focused on their work.	3.8	4.1	3	Become a focus buddy with a classmate who sits near you. Ask your buddy to encourage you to stay focused if they see you get distracted.
Grit Students with grit keep trying even when things get hard.	3.8	4.0	3.3	Name a challenge by thinking of something that stops you from doing your best. Make a plan to beat that challenge and share the plan with a friend or family member.
Social Awareness Students with a strong social awareness get along well with classmates and teachers.	3.8	4.0	4	When a teacher or peer does something well in class, give them a compliment. Try to give at least 1 compliment each day!
Growth Mindset Students with a growth mindset know that if they work hard they can learn anything.	3.8	3.8	—	View hard tasks as great chances to learn. When you hear yourself say "This is hard!" remind yourself that the harder something is, the more you can grow by doing it.
Self-Efficacy Students with strong self-efficacy believe they can do a good job on their work.	4.2	3.8	2.5	When you have a hard task to do, think about another time that you did a great job on something that was hard. Remember how you felt at the beginning, what you did to succeed, and how you felt after you had finished.




Introducing Panorama Student Success



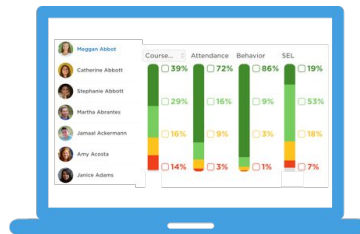
INTEGRATE

Connect with district systems to sync grades, attendance, assessments, SEL & behavior data



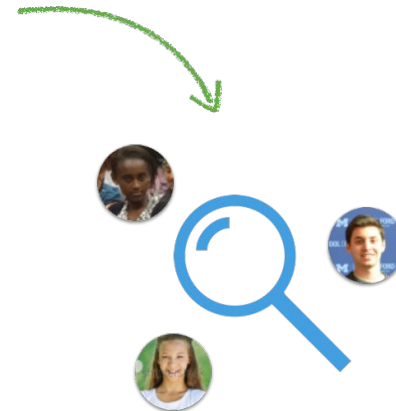
ANALYZE

Calculate “On Track” & “At Risk” indicators for each student automatically, updated daily



MONITOR

Provide school & district leaders with dashboards for district-wide trends



INTERVENE

Provide educators with powerful, student-level tools to take action and plan interventions



Spotlight: Sheboygan Area School District



SHEBOYGAN AREA
— SCHOOL DISTRICT —

*“Success for ALL, no matter
what it takes”*

Meet Sheboygan Area School District

- Serving 10,300 students in 26 schools
- Vision: All students will be productive and responsible citizens in a competitive world.



Kathy Hoppe

Director of Student and
Instructional Services,
Sheboygan Area School District



Nic Collins

Principal,
Horace Mann Middle School,
Sheboygan Area School District

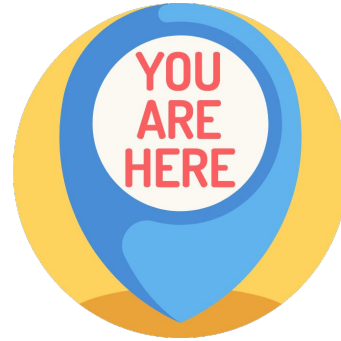


SHEBOYGAN AREA
— SCHOOL DISTRICT —

Panorama Journey



Where did this
work begin?



Where are we
now?



Where are we
going?



SHEBOYGAN AREA
— SCHOOL DISTRICT —

The Shift to Virtual Learning

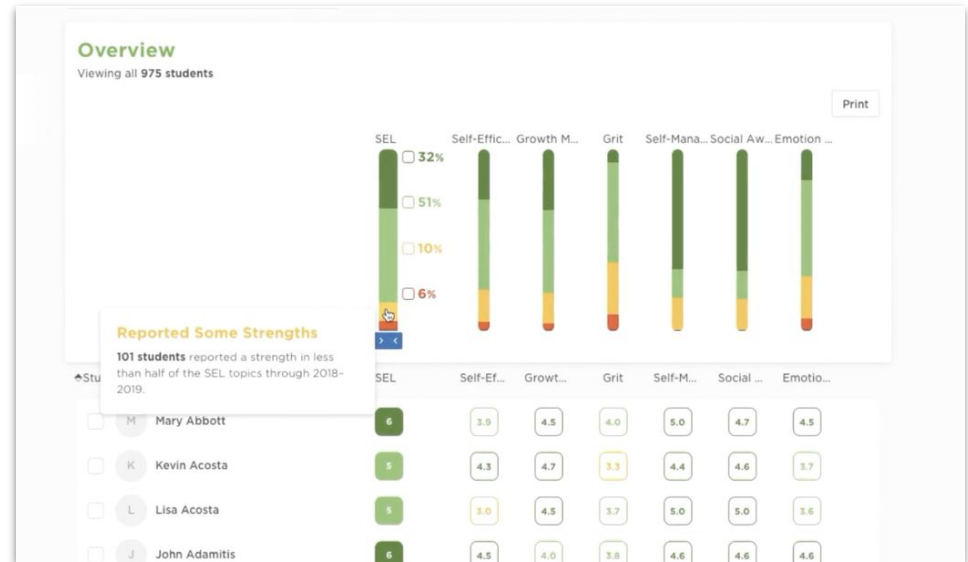
- **Central System for Virtual Principal Collaboration**
- **Intervention Groups to improve virtual attendance**
- **Focus on student connectedness and SEL**





Collaboration with School Leaders

- Starting SEL with Middle School Principals
- Better support the whole child
- One team in each building to identify student groups based on data



WELCOME
TO
HORACE MANN
MIDDLE
SCHOOL



Respect
Responsibility
Safety

2020 SEL Pilot

- Initial results showed only 30% of students felt connected to adults
- Only 40% felt connected to anyone in the school





Data → Action

Support Staff and Family Collaboration in Panorama Student Success

Panorama School District

Find a student | Student Success | Surveys | Playbook | Admin | R

District | School | **Students** | Groups

Overview
Viewing all 976 students

Export | Print

TIMEFRAME: Q1 | Q2 | Q3 (current) | YTD

Academics	Attendance	Behavior	SEL
36%	81%	91%	32%
22%	14%	7%	52%
9%	4%	1%	10%
3%	1%	0%	5%

Student Name	Academics	Attendance	Behavior	SEL
<input type="checkbox"/> Cynthia Aanderud	B	6	0	5
<input type="checkbox"/> Laura Abbott	A-	8	0	5
<input type="checkbox"/> Carley Abolt		0	0	5
<input type="checkbox"/> Scott Acres	B	3	0	6
<input type="checkbox"/> Steven Adams		0	0	5
<input type="checkbox"/> Kathryn Adams		0	0	5
<input type="checkbox"/> Cyrstal Alamos	C-	5	0	6
<input type="checkbox"/> Kyle Alcantar	B	6	1	

Need Help?

Overview

ELA

Mathematics

Birthdays

INTERVENTIONS

Summary

My Plans

My Group Plans

FILTERS

Demographics

Assessments

Indicators

Trending

Intervention Plans

Support Notes

Lincoln Middle School

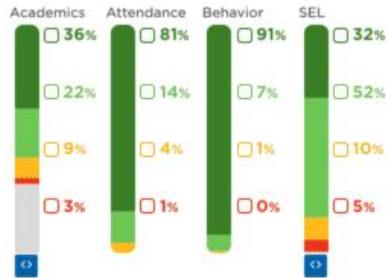
Last updated about 2 hours ago

Overview

Viewing all 976 students

Export Print

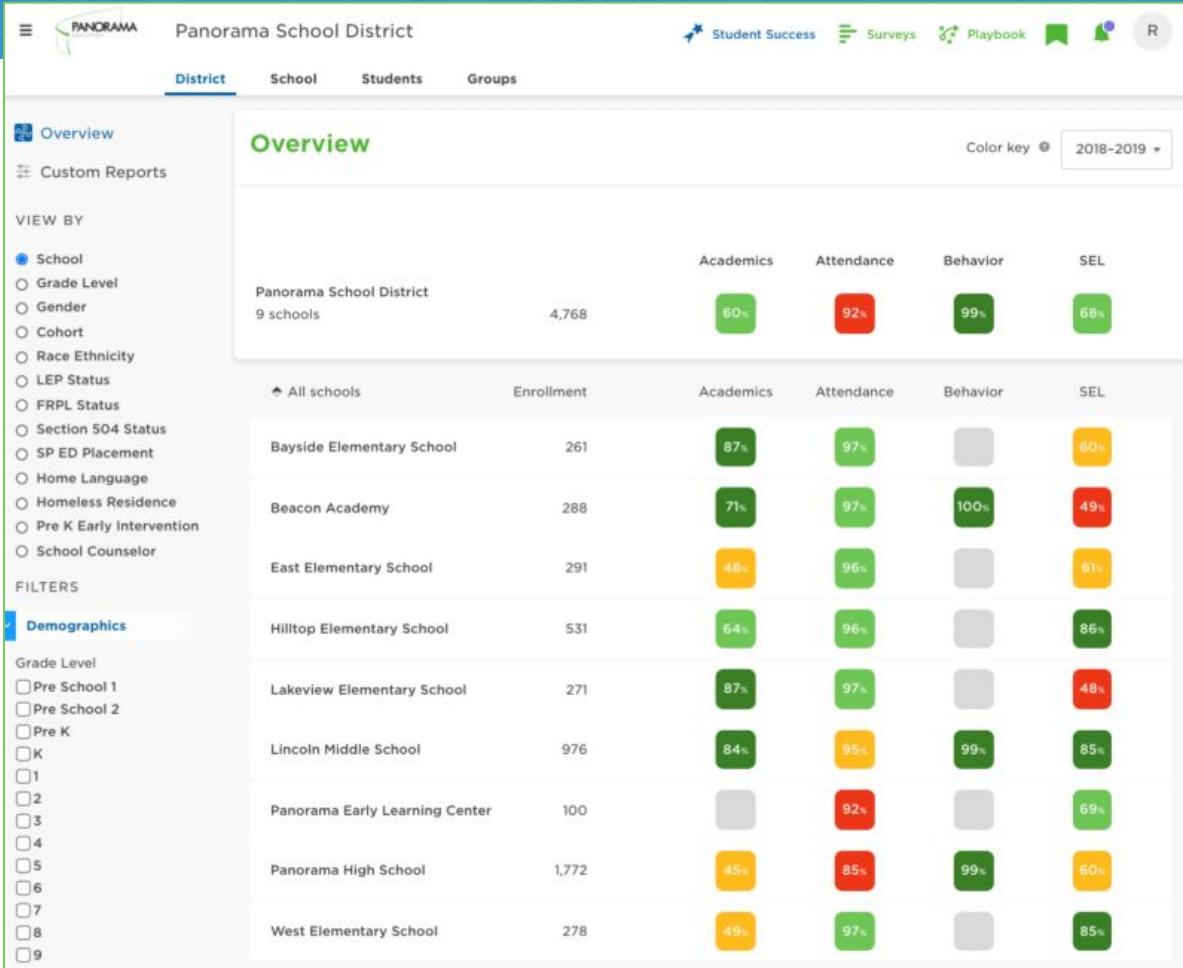
TIMEFRAME Q1 Q2 Q3 (current) **YTD**



Student Name	Academics	Attendance	Behavior	SEL
<input type="checkbox"/> Cynthia Aanderud	B	6	0	5
<input type="checkbox"/> Laura Abbott	A-	8	0	5
<input type="checkbox"/> Carley Abolt		0	0	5
<input type="checkbox"/> Scott Acres	B	3	0	6
<input type="checkbox"/> Steven Adams		0	0	5
<input type="checkbox"/> Kathryn Adams		0	0	5

Need Help?

Tracking Student Supports in Panorama Student Success



Ensuring
 ‘All Students are
 Our Students’
 in Panorama
 Student Success

Key takeaways and the importance of a whole child data system

“ To rebuild thriving schools, we need to prioritize safe, supportive, culturally sustaining, and equitable learning environments that promote the social and emotional competencies of both students and adults.





What are your questions?

Thank you!



Sample Topic: *Sense of Belonging*

How much students feel that they are valued members of the school community

Grades 6-12

Question	Response Options				
How well do people at your school understand you as a person?	Do not understand at all	Understand a little	Understand somewhat	Understand quite a bit	Completely understand
How connected do you feel to the adults at your school?	Not at all connected	Slightly connected	Somewhat connected	Quite connected	Extremely connected
How much respect do students in your school show you?	No respect at all	A little bit of respect	Some respect	Quite a bit of respect	A tremendous amount of respect
How much do you matter to others at this school?	Do not matter at all	Matter a little bit	Matter somewhat	Matter quite a bit	Matter a tremendous amount
Overall, how much do you feel like you belong at your school?	Do not belong at all	Belong a little bit	Belong somewhat	Belong quite a bit	Completely belong

With Panorama, TSC will be able to...

access a Playbook of resources in response to SEL results:



Teaching Tolerance

Teaching Tolerance is a project of the Southern Poverty Law Center and is dedicated to reducing prejudice, improving inter-group relations, and supporting equitable school experiences for our nation's children. Teaching Tolerance provides free educational materials, a self-titled magazine, and award-winning film and curriculum kits.

Featured Move



Responding to Hate & Bias at School: A Guide for School Leaders ☆

Teaching Tolerance



This guide helps school and district leaders proactively plan responses in the event of a hate crime or other incident on their campus.

[Read More](#)

Positive Self-Talk

Open Circle



PLAYBOOK

WOOP

WOOP is an evidence-based process to help you initiate and sustain effort to achieve your goals.

★★★★★ Manage Using 01 / 02

Discover Your Identity!
Teaching Tolerance



Model the Behavior You Expect

James Schafer



by Dr. Gabriele Collinger and Dr. Peter Gollwitzer: WOOP stands for Wish, Outcome, and Plan. WOOP helps you to explore what you wish is as well as the barriers that hold you from attaining it.

SEE ALSO: DIVERSITY

It has been shown to make significant positive impacts in the classroom. In particular, on student work completion, attendance, and even GPA!

REACTION



Quick Student Self-Assessment

Amanda Mitchell



research-based approaches to assess that enable kids to learn and flourish. Choose Talk our design and learn research about attendance with a 4-12 classroom in mind, and diversity centers researchers with those who work in schools. Using research results, Choose Talk provides and custom practical tools for teachers and families. Finally, Choose Talk partners with researchers to scale and evaluate the tool ideas for schools and homes to ensure that people who



DIVERSITY TALKS
student-led. culturally responsive. personalized.



Appendix

With Panorama, you will be able to...

better understand and respond to:



Student SEL Skills:

Self-Management
Growth Mindset
Self-Efficacy
Grit
Social Awareness



Environmental Factors:

Sense of Belonging
Teacher-Student Relationships
School Safety
Diversity & Inclusion
School Climate



Teacher Skills, Supports:

Teacher Self-Reflection
Professional Learning
Resources for Student Support
Sense of Belonging
Teacher Well-Being