



NOV 1 2009

410 South Commercial Street • Neenah, WI 54956 • Tel: (920) 751-6800 • Fax: (920) 751-6809

November 9, 2009

Ms. Melissa Aro
 Department of Public Instruction
 P. O. Box 7841
 Madison, WI 53707-7841

Ms. Aro:

After review of the WINSS site, the Neenah Joint School District has discovered that suspensions and expulsions for Neenah High School were not included in the 2007-2008 data.

The Neenah Joint School District would like to clarify that we had 24 expulsions and 439 suspensions for the 2007-2008 school year.

Expulsions All Students Neenah 2007-08			
	Total Enrollment PreK-12**	Number of Students Expelled	Expulsion Percent
2007-08	6,309	24	0.4%

Suspensions All Students Neenah 2007-08			
	Total Enrollment PreK-12**	Number of Students Suspended	Suspension Percent
2007-08	6,309	439	7.0%

Days Lost Due to Suspensions
Neenah
2007-08


		Enrolled PreK- 12**	Possible Days Attendance	Number of Days Suspended	Percent of Days Suspended
2007-08	Elementary School Type/ Prek-12	2,728	469,534.5	56.0	0.012%
	Middle/Junior High School Type/ Prek-12	1,421	247,992.0	257.0	0.104%
	High School Type/ PreK-12	2,160	372,022.0	697.5	0.187%
	Combined Elementary/Seco ndary School Type/ Prek-12	0	*	*	*

Days Lost Due to Expulsions
Neenah
2007-08

		Enroll ed PreK- 12**	Possible Days Attendance	Number of Days Expelled	Percent of Days Expelled
2007-08	Elementary School Type/ Prek-12	2,728	469,534.5	0.0	0.000%
	Middle/Junior High School Type/ Prek- 12	1,421	247,992.0	187.0	0.075%
	High School Type/ PreK-12	2,160	372,022.0	900.0	0.241%
	Combined Elementary/Second ary School Type/ Prek-12	0	*	*	*

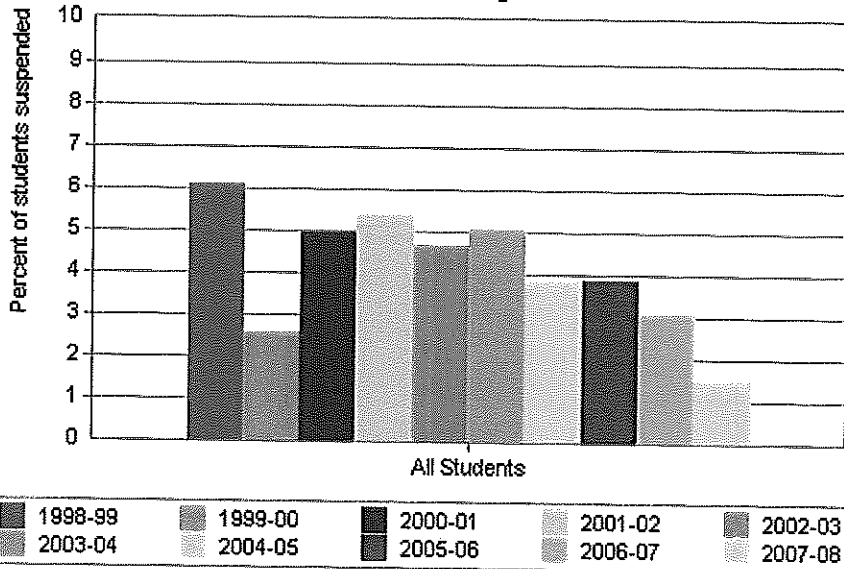
If there is any other information you need, please contact me.

Sincerely,

A handwritten signature in cursive script, appearing to read "Mary B. Pfeiffer". The signature is written in black ink and is positioned above the typed name.

Mary B. Pfeiffer, Ph.D.
District Administrator
Neenah Joint School District

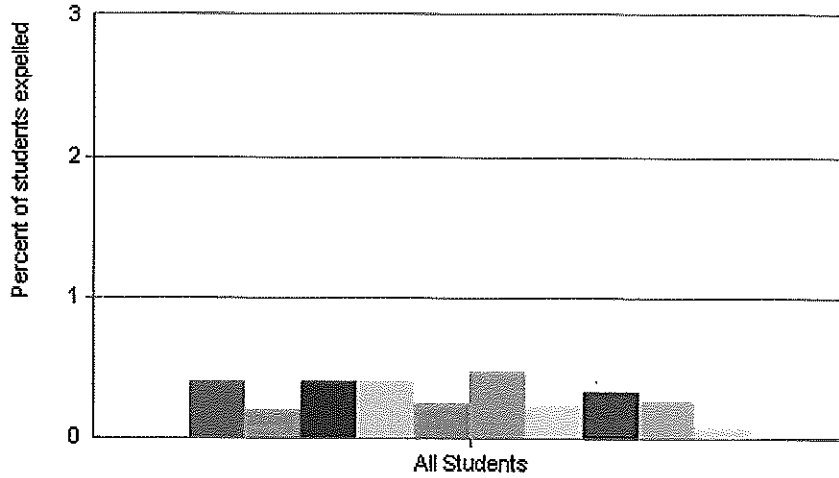
**Suspensions
All Students
Neenah
2007-08 Compared to Prior Years
Summary**



**Suspensions
All Students
Neenah
2007-08 Compared to Prior Years
Summary**

	Total Enrollment PreK-12**	Number of Students Suspended	Suspension Percent
1998-99	6,576	399	6.1%
1999-00	6,585	169	2.6%
2000-01	6,608	328	5.0%
2001-02	6,595	355	5.4%
2002-03	6,449	301	4.7%
2003-04	6,387	323	5.1%
2004-05	6,296	239	3.8%
2005-06	6,332	245	3.9%
2006-07	6,335	195	3.1%
2007-08	6,309	93	1.5%

**Expulsions
All Students
Neenah
2007-08 Compared to Prior Years
Summary**



1998-99
 1999-00
 2000-01
 2001-02
 2002-03
 2003-04
 2004-05
 2005-06
 2006-07
 2007-08

**Expulsions
All Students
Neenah
2007-08 Compared to Prior Years
Summary**

	Total Enrollment PreK-12**	Number of Students Expelled	Expulsion Percent
1998-99	6,576	27	0.4%
1999-00	6,585	14	0.2%
2000-01	6,608	27	0.4%
2001-02	6,595	27	0.4%
2002-03	6,449	16	0.2%
2003-04	6,387	30	0.5%
2004-05	6,296	15	0.2%
2005-06	6,332	21	0.3%
2006-07	6,335	17	0.3%
2007-08	6,309	5	0.1%