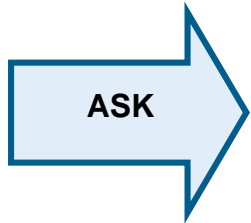



Determining Least Restrictive Environment (LRE) for a Child



Where does the child usually spend time during the day? ↔ Where are typically developing children this age in this community?



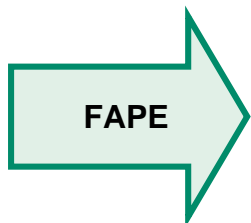
Can the child's IEP goals be implemented in the current setting(s) and/or other settings with same age peers?



What settings have been considered and rejected?

Determination and Notice of Placement (P1 & P2)

- List other options considered, if any, related to the placement site (school building or school district), frequency, location, and duration of the special education and related services, supplementary aids and services, program modifications and supports, and the place of those services.
- List the reason(s) rejected and description of any other factors relevant to the proposed action.



Will special education and related services be provided at no cost to the parent?

- Whenever the LEA makes a special education placement in a non-LEA program for the child to receive FAPE in the LRE, the placement must be at no cost to the parents.
- This includes the tuition cost and/or other fees non-LEA programs may charge for the time required to implement the services in the student's IEP.