

Safe and Supportive Schools Black Board Meeting

May 17, 2013



Today's Agenda

- **Roll Call**
- **Summary of Community of Practice Calls**
 - **--SBIRT**
 - **--Family Engagement**
- **Grant Management**
 - **– Important Dates**
 - **– Technical Assistance/Monitoring Poll**
- **Summer Institute**
- **Creating Data Disaggregation Reports**
- **Q & A**

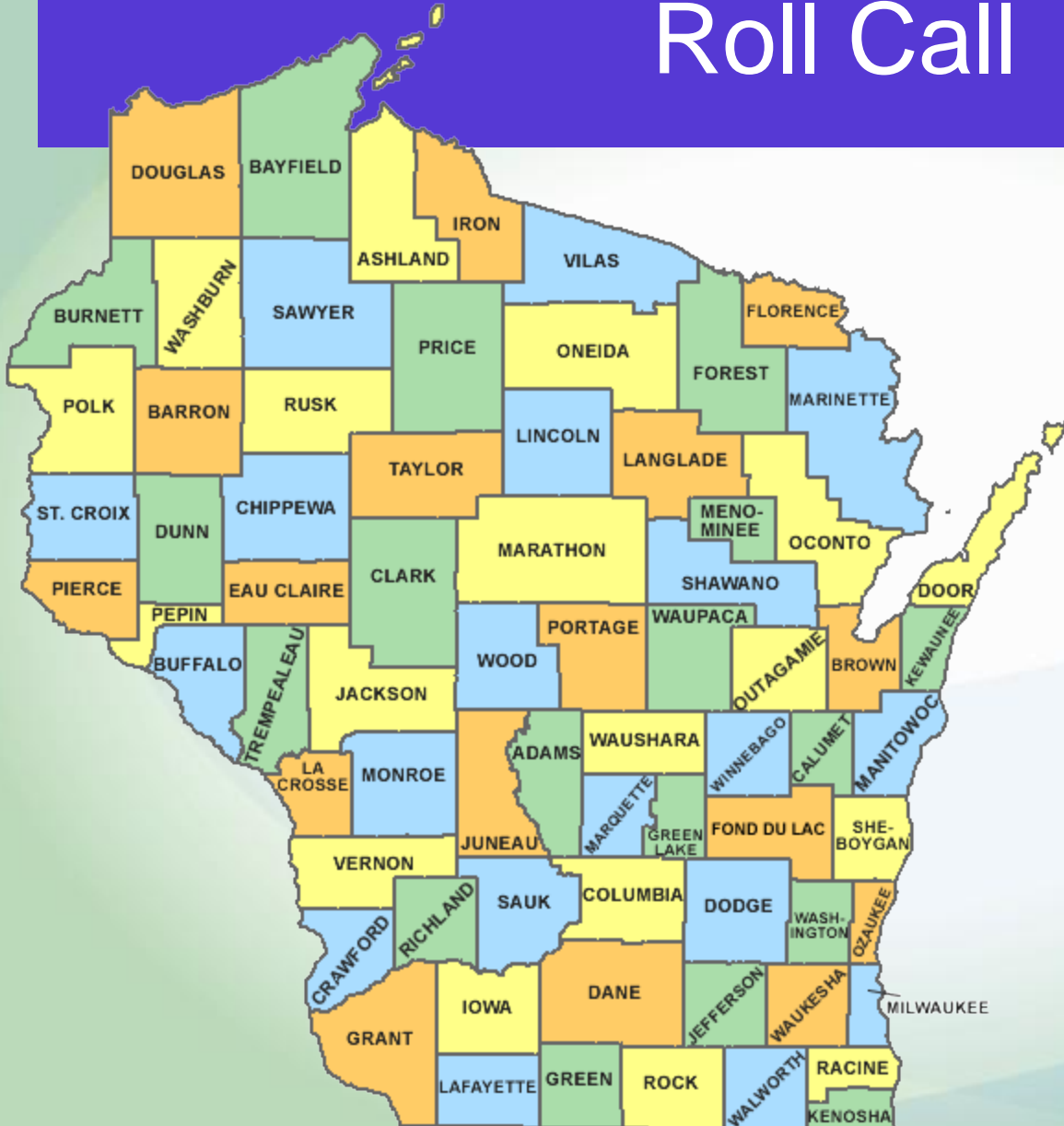




Welcome and Housekeeping

- Welcome and introductions
- Hold general discussion questions until the end
- Private chat box accessible via Q&A
- Introductions and topic discussions in alphabetical order by district.
- Please mute phone or computer mic when not talking to reduce background noise.
- Microphones will be un-muted during discussions.

Roll Call



Bayfield
Hayward
Maple
Superior
Bowler
Green Bay
Suring



Safe & Supportive
SCHOOLS

Wisconsin Department of Public Instruction

Roll Call



Beloit
Brown Deer
Greenfield
Horicon
Janesville
Kenosha
Madison
Milwaukee
Mukwonago
Racine
Saint Francis
West Allis/WM

Community of Practice Call Summary – SBIRT

Components of the SBIRT service model:

- Screening
- Brief Intervention
- Referral to Treatment

SBIRT Continued

Why consider delivering SBIRT services?

- 1) EBP for teen AOD use
- 2) Promising practice for addressing a range of behavioral and academic problems
- 3) Fits with PBIS
- 4) Fits with Response-to-Intervention
- 5) Training is feasible

SBIRT Continued...

Implementation lessons learned:

- Strategic planning is critical
- Leadership has to be on board
- SBIRT is simple, but not easy to deliver with fidelity

SBIRT Continued...

Training dates:

North: Tuesday, Sept 24 and Tuesday, Oct. 8

South: Tuesday, Oct. 22 and Tuesday, Nov. 5

Milwaukee: Tuesday, Nov. 12 and Thurs. Nov 21

Community of Practice Call Summary – Family Engagement

1. Define parent engagement via a research-based framework
2. Explore successful examples from S3
3. Brainstorm possible ways to increase involvement



Family Engagement-Natural Opportunities

- Are there events that parents come to already?
- Are there resources school can offer that families will find useful/helpful?



*Thanks to Green Bay and
MMSD for the ideas
generated!*

Grant Requirements

- OYRBS and Discipline Data collected
- EOY Report
- Application/Plan for 2013-14
- Due June 20, 2013

Special Reports

YRBS DATA

Viewing Reports

Youth Risk BEHAVIOR SURVEY

WISCONSIN DEPARTMENT OF PUBLIC INSTRUCTION

View/Edit a Survey

Logout
Username: eholder
Home

Account Management
Modify My Account
Change My Password
Help and Support

User Management
Create a User
View/Edit a User

Survey Management
Create a Survey
View/Edit a Survey

Question Management
Create a Question
View/Edit a Question
Search Questions

Report Management
View Reports

Search Criteria

You can search for a survey by entering the ID or part of the title. Click the **Search** button to find the survey. To view all surveys, do not enter any search criteria and click the **Search** button.

Survey ID:

-- OR --

Survey Title:

-- OR --

Group Affiliation:

State Superintendent of Public Instruction Tony Evers, PhD
Department of Public Instruction, 125 S. Webster Street
P.O. Box 7841, Madison, WI 53707-7841 (800) 441-4563

The screenshot shows the 'View/Edit a Survey' page. A red arrow labeled '1' points to the 'View Reports' link in the left-hand navigation menu. A second red arrow labeled '2' points to the 'Survey ID' input field, which contains the value '9159'. A third red arrow labeled '3' points to the 'Search' button. The page includes a search criteria section with instructions and fields for Survey ID, Survey Title, and Group Affiliation.

Viewing Reports

Search Questions
Report Management

Review →

Participants Totals

This report list the number of participants for a survey. You can view the results by demographic area.

Survey ID	Survey Title	School/Group Name	
3271	2013 Superior Safe and Supportive Schools	Superior Hi	View Report

*Survey is not closed.

Review →

Survey Results

This report list the survey results by question. **Note: Results are only available for surveys that are closed and have more than 5 participants that completed the survey.**

Survey ID	Survey Title	School/Group Name	
3271	2013 Superior Safe and Supportive Schools	Superior Hi	View Report

Slide Presentations

Download a PowerPoint slide presentation. Each slide has a graph that provide results by grade level, gender and overall for the cluster questions. The slide presentation will take 30 seconds to a minute to download. **Note: Results are only available for surveys that are closed and have more than 5 participants that completed the survey.**

Survey ID	Survey Title	School/Group Name	PowerPoint (ppt format)
3271	2013 Superior Safe and Supportive Schools	Superior Hi	<input type="checkbox"/> Download

Comparison Report

Create tables that compare the selected survey results with Wisconsin and National percentages. The survey results are compared with state and national percentages. **Note: Results are only available for surveys that are High School level, closed, and have more than 5 completed responses.**

Survey ID	Survey Title	School/Group Name	
3271	2013 Superior Safe and Supportive Schools	Superior Hi	View Report

Executive Summary Report

Develop a report that summarizes the selected survey results as tables and key data points. **Note: Results are only available for surveys that are closed and have more than 5 participants that completed the survey.**

Survey ID	Survey Title	School/Group Name	
3271	2013 Superior Safe and Supportive Schools	Superior Hi	<input type="checkbox"/> View Report

Fact Sheets

Develop fact sheets that summarize key survey results, offers suggestions on how to address these health behaviors, and provides a list of supportive resources. **Note: Results are only available for surveys that are closed and have more than 5 participants that completed the survey.**

Participant Totals

Account Management

[Modify My Account](#)
[Change My Password](#)
[Help and Support](#)

User Management

[Create a User](#)
[View/Edit a User](#)

Survey Management

[Create a Survey](#)
[View/Edit a Survey](#)

Question Management

[Create a Question](#)
[View/Edit a Question](#)
[Search Questions](#)

Report Management

[View Reports](#)

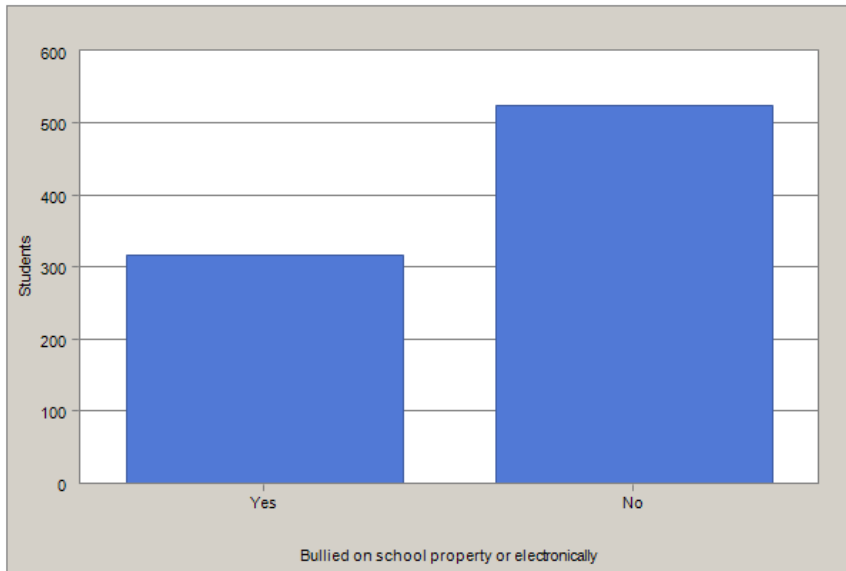
[Printable \(PDF\) Version](#)

2013 Superior Safe and Supportive Schools, Grades 9-12, April 2013

Dissaggragate by: [Age](#) • [Grade Level](#) • [Gender](#) • [Race/Ethnicity](#) • [Academic Grades](#)

[Mother's Level of Education](#) • [Father's Level of Education](#) •

[Sexual Orientation](#) • **Bullied** • [Hurt on School Property](#) • [Belong at School](#) • [Missing Class](#) • [Years Living in U.S.](#)



Bullied on school property or electronically	# of Respondents
Yes	316
No	525
Declined to answer	1
Total	842

Survey Results

Account Management

Modify My Account
Change My Password
Help and Support

User Management

Create a User
View/Edit a User

Survey Management

Create a Survey
View/Edit a Survey

Question Management

Create a Question
View/Edit a Question
Search Questions

Report Management

View Reports

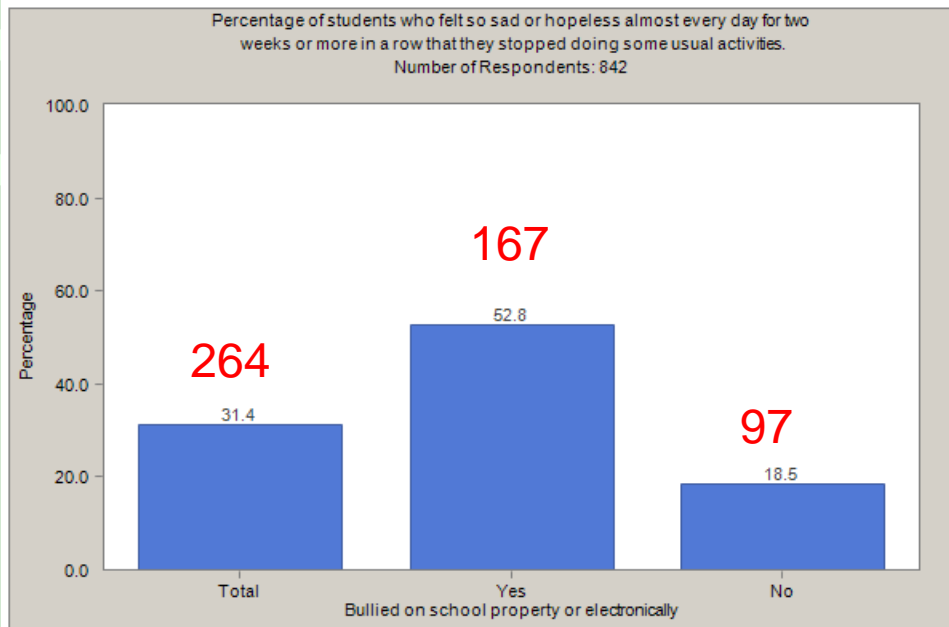
Printable (PDF) Version

View By: Age • Grade Level • Gender • Race/Ethnicity • Academic Grades

Mother's Level of Education • Father's Level of Education •

Sexual Orientation • Bullied • Hurt on School Property • Belong at School • Missing Class • Years Living in U.S.

2013 Superior Safe and Supportive Schools, Grades 9-12, April 2013



^ACertain data are not reported to protect survey participant privacy. Care is taken to avoid disclosure of confidential information about small groups of survey participants. A group is considered small if the number of survey participants in the group is five or less.

To use this graph in a PowerPoint presentation:

1. Right-click on the graph and choose "Save Picture As..."
2. Save the graph onto your computer."

High Risk Population Reports

High Risk Populations

This section provides a summary of survey questions disaggregated by sexual orientation, race/ethnicity and parent education level for identification of high risk population. Data for sexual orientation and parent education level will appear if the aligned questions are asked on the survey. Race/ethnicity is asked on all surveys. Please note that individual clusters may take up to 4 minutes to load. The "all cluster" report will take longer and depends on your network speed.

Note: Results are only available for surveys that are closed and have more than 5 participants that completed the survey.

Survey ID	Survey Title	School/Group Name	<input type="checkbox"/>	View Report
3271	2013 Superior Safe and Supportive Schools	Superior Hi	<input type="checkbox"/>	View Report

Print

Survey Exports

This section allows you to export the results to a CSV file. The first row in the CSV file is the question id. The first column in the CSV file is the participant id. The following rows are the participant ID and the participant's answers. There is one row per participant that completed the survey. The Code Book will identify the question id to the question text and the answer id to the answer text. **Note: Results are only available for surveys that are closed and have at least one participant that completed the survey.**

Survey ID	Survey Name	School/Group Name	Data File (csv format)	Code Book (pdf format)
3271	2013 Superior Safe and Supportive Schools	Superior Hi	<input type="checkbox"/> Download	<input type="checkbox"/> Download

State Superintendent of Public Instruction Tony Evers, PhD

Print and Bring to Summer Institute

Youth Risk BEHAVIOR SURVEY



Reports

Logout
Username: eholder
Home

Account Management
Modify My Account
Change My Password
Help and Support

User Management
Create a User
View/Edit a User

Survey Management
Create a Survey
View/Edit a Survey

Question Management
Create a Question
View/Edit a Question
Search Questions

Report Management
View Reports

Choose a Cluster
Go back to Reports Home

2013 Superior Safe and Supportive Schools, Grades 9-12, April 2013

Click a cluster to view the results. The Demographic cluster is excluded.

- Miscellaneous - New Disaggregation
- Safe & Supportive Schools - Safe & Supportive Schools
- All Clusters

State Superintendent of Public Instruction Tony Evers, PhD
Department of Public Instruction, 125 S. Webster Street
P.O. Box 7841, Madison, WI 53707-7841 (800) 441-4663

Print and Bring to Summer Institute

Site Tools

[Export to Excel](#)

[Download PDF version](#)

School Total	N = 757 Heterosexual	N = 79 Lesbian, Bisexual, Unsure*	N = 33 Hispanic	N = 19 Native American	N = 4 Asian	N = 15 African American	N = 3 Islander	N = 712 White	N = 56 Multi-Ethnic	N = 709 Mostly A's, B's, and C's	N = 109 Mostly D's and F's	N = 508 Mothers Education - High School or Less	N = 232 Mothers Education - College or High	N = 264 Fathers Education - High School or Less	N = 414 Fathers Education - College or High
97.1	97.8	91.8	93.9	89.5	^	93.3	^	97.5	100	96.7	82	97.8	98.4	97	99
27.6	27.5	28.2	51.5	47.4	^	13.3	^	26.7	26	24.6	42.9	100	0	47.3	17.6
31.4	31.7	28.2	39.4	52.6	^	13.3	^	30.5	40	30.2	38.3	53.9	25.8	100	0
1.2	0.7	5.9	12.1	0	^	6.7	^	0.7	0	1.2	3.8	1.3	0.8	0.4	1.2
29.7	28.7	38.8	42.4	63.2	^	33.3	^	28.4	26	25.2	58.6	40.1	25	35.6	26.1
16.4	14.4	34.1	21.2	31.6	^	0	^	15.9	18	13.8	33.1	17.7	15.2	15.9	14
28.1	25.6	50.6	24.2	42.1	^	33.3	^	27.8	26	26.9	37.6	31.9	23.8	29.5	23.7

OYRBS Assistance and Questions

- Emily Holder at emily.holder@dpi.wi.gov or 608-267-9170
- Mark Freudenberg, Office Operations Associate-
mark.freudenberg@dpi.wi.gov or 608-267-9239
- Lori Stern at lori.stern@dpi.wi.gov or 608-264-9550

Summer Institute-Madison June 18th-19th

Agenda

- Link Crew Pre-Conf.
(June 17th)
- Mike McGowan
- Engaging sessions
- Data & Evaluation
- Team Time



What to Bring:

1. School Data
2. Lap Top
3. Questions

Customizing S3 Technical Assistance

- 2 face-to-face meetings with all S3 teams (Summer Institute & “Hearts” Conference)
- Alternating monthly “Blackboard” sessions and Community of Practice calls
- Annual monitoring visits to all S3 districts
- Monthly check-in calls between DPI project officers and S3 project coordinator

TA Options (continued)

- Should we continue the monthly “Blackboard” sessions and COP calls?
- Should we collapse the monitoring visits and project officer calls into an extended team(s) conference call?
- Should multi-day, face-to-face conferences be continued and mandatory?
- What combination would be most helpful?

Questions/Comments





For additional information contact

- Steve Fernan at steven.fernand@dpi.wi.gov
- Lori Stern at lori.stern@dpi.wi.gov
- Joan Lerman at joan.lerman@dpi.wi.gov
- Brenda Jennings at brenda.jennings@dpi.wi.gov
- Emily Holder at emily.holder@dpi.wi.gov
- Randy Thiel at randall.thiel@dpi.wi.gov