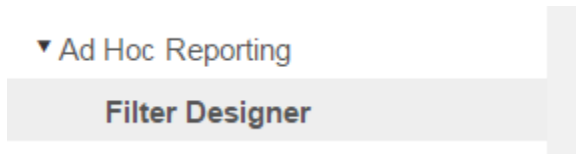
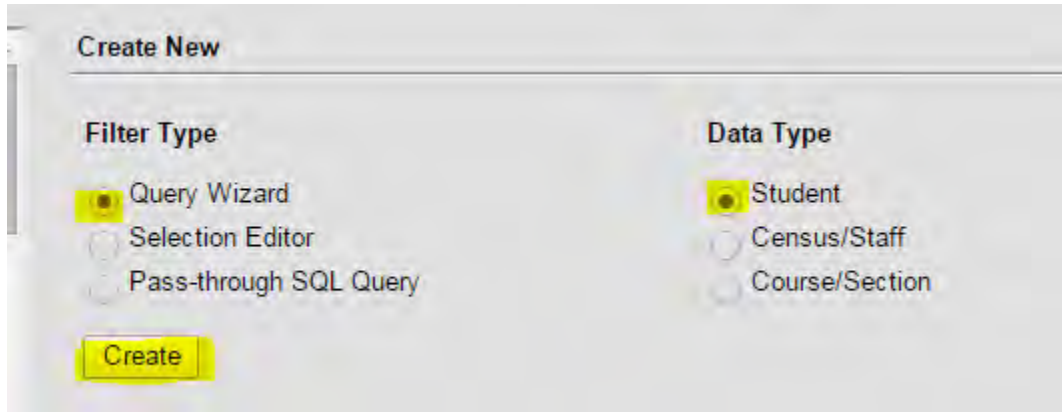


1. First build an ad hoc to pull all of your students with a health conditions. See Attached.

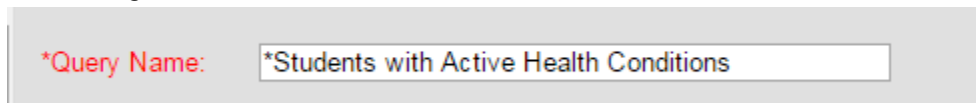
1. Ad Hoc - Filter Designer



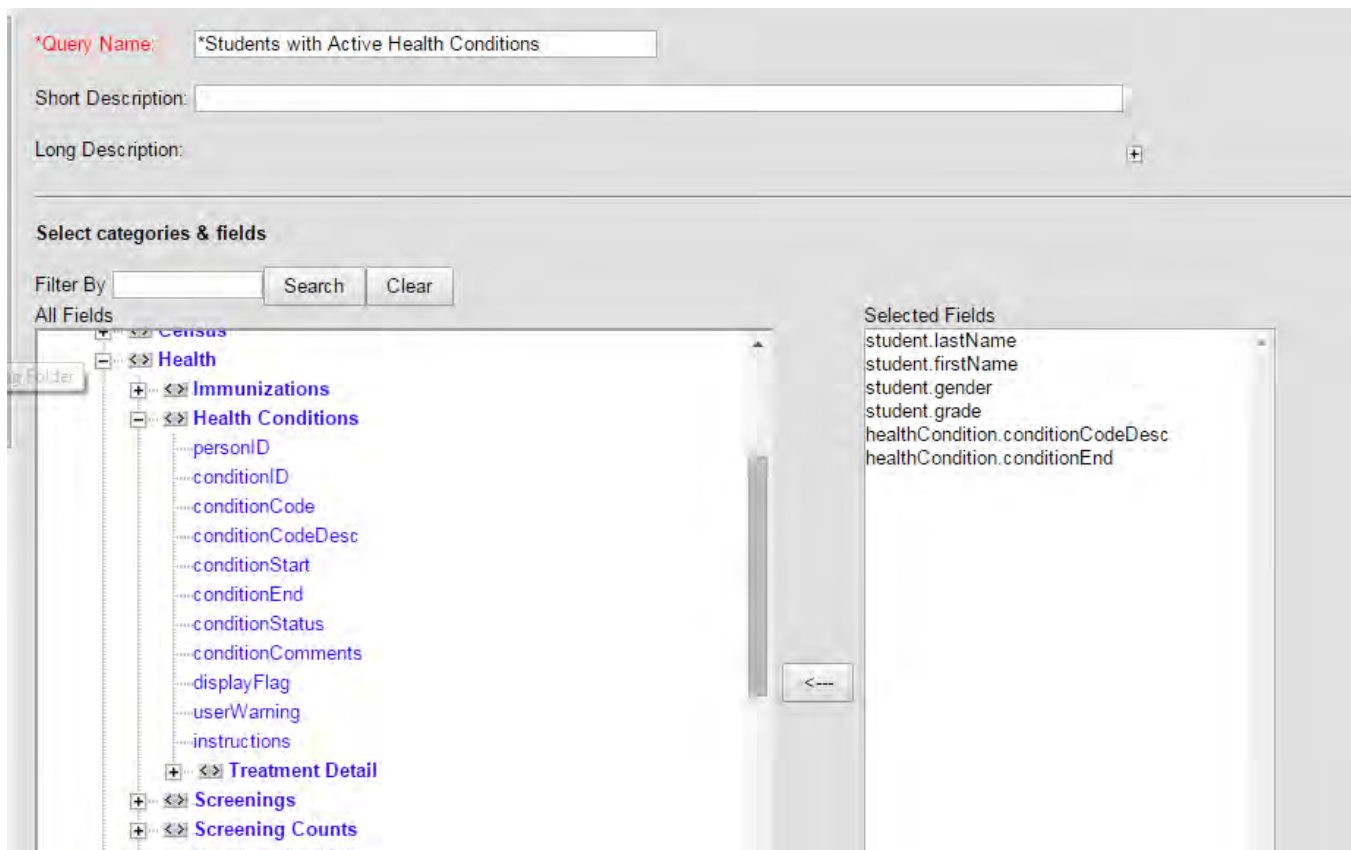
2. Create new query wizard - student. Click create.



3. Give it a good name.



4. Choose the following fields: Last Name, First Name, Gender, Grade, ConditionCodeDesc, conditionEnd



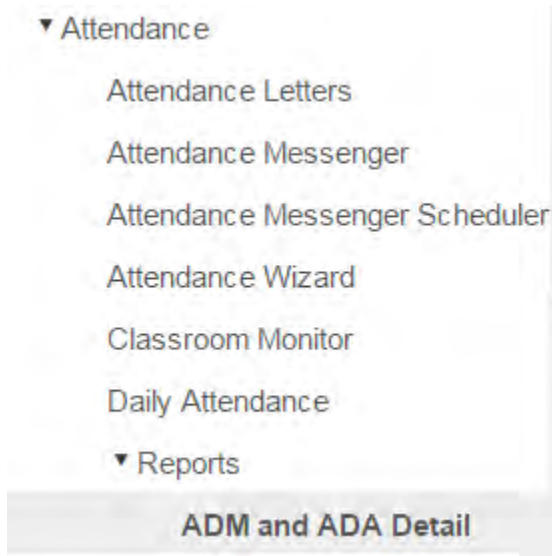
5. On the filter parameters screen - use the operator for condition end IS NULL.

6 healthCondition.conditionEnd IS NULL

6. Save and test. Ensure that you are getting the students that look familiar.

Save & Test

2. Once built - this ad hoc can be applied to the ADA and ADM Detail report. This report is located under the attendance module. Attendance > Reports > ADM and ADA detail.



3. Now run this report against your adhoc filter.

A screenshot of a report configuration interface. The title bar reads 'Avg. Daily Membership(ADM) & Avg. Daily Attendance(ADA) Summary with Student Detail'. A warning box at the top states: 'This report calculates ADM & ADA based off either Whole Day & Half Day attendance defined in the calendar, or using an exact minute calculation. It summarizes the data by student, grade and calendar for the date range entered. Blank dates default to the start/end dates of the calendar. This is a very complex report, so try to limit the number of calendars run per batch.' The configuration area includes:
 

- 'Which date range would you like to include in the report?' with 'Start Date' and 'End Date' fields.
- 'Which calendar(s) would you like to include in the report?' with radio buttons for 'active year', 'list by school', and 'list by year'.
- 'Adhoc Filter' dropdown menu set to 'Students with Active Health Conditions'.
- 'Report Type' with radio buttons for 'Summary' (selected) and 'Detail'.
- 'Calculation Options' with checkboxes for 'EXACT (The sum of minutes absent / student day)', 'DAILY APPROXIMATION (Whole Day/Half Day attendance is approximated and these days are summed)', 'Use percent enrolled in ADM calculations', and 'Add signature line at the end of the report'.
- A 'Generate Report' button at the bottom.
- A list of school calendars on the right, including '15-16 Brooklyn Elementary', '15-16 Census School', '15-16 Four Year Old Kindergart', '15-16 Netherwood Knoll Element', '15-16 Oregon High School', '15-16 Oregon Middle School', '15-16 Prairie View Elementary', and '15-16 Rome Corners Intermediat'.