

Topic 5: Analyzing Data - Formative, Interim, and Summative Facilitator Agenda



Presentation Preparation:

- [Analyzing Data - Formative, Interim, Summative Slides](#)
- [Participant Agenda - Analyzing Data - Formative, Interim, Summative](#)
- [Facilitator Agenda - Analyzing Data - Formative, Interim, Summative](#)
- [Script - Analyzing Data - Formative, Interim, Summative](#)

Materials:

- Chart paper
- Markers & highlighters
- Wood sticks (if creating equity sticks)
- Post-its
- Dot Stickers
- [Handouts - Analyzing Data - Formative, Interim, Summative](#)

Participants should bring:

- 1:1 Device
- Writing utensils

ANALYZING DATA - FORMATIVE, INTERIM, AND SUMMATIVE:

Day 1 Learning Intentions:

- Participants will understand John Hattie’s research on collective teacher efficacy and how our belief in student learning and growth is impacted by how we view and analyze data.
- Participants will define data literacy, a culture of data use and identify the types of data important to inform practice and improve student outcomes. explore connections with standards, learning objectives, and assessment.
- Participants will be able to explain why it is important to engage students in the assessment process.
- Participants will develop strategies to support student self-assessment and reflection to monitor their own learning.

Time	Day 1 FACILITATOR AGENDA	Materials
9:00 am 10 min	Welcome & Introductions	
60 min	Strategic Assessment Systems and Data Culture <ul style="list-style-type: none"> • Stand Up! • Strategic Assessment Video • Assessment Sort Activity • Data Culture Definition 	Slides: 1-26 <ul style="list-style-type: none"> ☑ Handout 1 (Analyzing Assessmen... Handout 2 (Assessments Sort Cutouts Handout 3 (Assessments Sort Template) ☑ Handout 5 (Planning Document)

Topic 5: Analyzing Data - Formative, Interim, and Summative Facilitator Agenda

10-15 min	Break	
45-60 min	Creating a Culture of Data Use for Educators <ul style="list-style-type: none"> • A Framework with Five Key Elements • Data Literacy • Data Quality Campaign Video 	Slides: 27-42 Handout 6 (Culture of Data Fram...
60 min	Lunch	
90 min	Creating a Culture of Data Use for Students <ul style="list-style-type: none"> • Empowering Students to Own the Assessment Process Video • Why Student Data Should Be Students' Data Article • Student Reflection Tools and Prompts 	Slides: 43-59 Handout 7 (DiscussionRoundtabl... Handout 8 (SelfAssessmentHand...
60 min	Team Time	

Analyzing Data - Formative, Interim, and Summative || Day 2

Day 2 Learning Intentions:

Formative Assessment:

- Participants are learning to articulate the importance of teachers analyzing formative data and identify examples of formative data.
- Participants are learning how to analyze formative data and to explore strategies to effectively adjust instructional practices.
- Participants are learning to articulate the importance of students analyzing their own formative data.

Interim Assessment & Summative Assessment:

- Participants will learn about student growth percentiles.
- Participants will interpret interim data and make instructional suggestions based upon the student evidence.
- Participants will develop strategies to engage students in post-summative assessment review.
- Participants will understand how a district strategic assessment system leads to state accountability scores.

Time	Day 2 FACILITATOR AGENDA	Materials
9:00 am	Welcome	

Topic 5: Analyzing Data - Formative, Interim, and Summative Facilitator Agenda





45 min	<p>Formative Assessment</p> <ul style="list-style-type: none"> • Optional 4 Corners Activity • Formative Assessment Video • Answer Garden Activity (create your own link and add to slides prior to day 2) 	Slides: 60-77
10-15 min	Break (when desired)	
90 min	<p>Formative Data</p> <ul style="list-style-type: none"> • Examples and Vignettes • Interpreting Evidence and Adjusting Instruction • Feedback Video • Self-Assessment Video 	<p>Slides: 78-90</p> <ul style="list-style-type: none"> • Handout 10 (FA-Handout-26-...
60 min	Lunch	
60 min	<p>Interim Assessment and Data</p> <ul style="list-style-type: none"> • Interim Assessment Video • Student Growth Percentiles • Achievement and Growth Quadrants Activity • What are Student Data Chats? Video 	<p>Slides: 91-109</p> <ul style="list-style-type: none"> • 15 dot stickers per group • Interim Data Exercise • Achievement_Growth Quadr... • Facilitator Only_ Interim Data...
10-15 min	Break	
45 min	<p>Summative Assessment and Data</p> <ul style="list-style-type: none"> • Summative Assessment Video • Kinds of Summative Data • Post Summative Assessment Strategies • Local Data and the State Report Card 	<p>Slides: 110-132</p> <ul style="list-style-type: none"> • Large poster paper • Markers • Handout 12 (Post Summative ... • PRINT POSTERS (Post Summ...
60 min	Team Time	

Topic 5: Analyzing Data - Formative, Interim, and Summative Facilitator Agenda

Analyzing Data - Formative, Interim, and Summative || Day 3

Day 3 Learning Intentions:

- Participants will gain proficiency in analyzing assessment data to identify patterns, trends, and areas of students' growth and strengths.
- Participants will explore strategies for using assessment data to adjust instructional practices, including adapting lesson plans and teaching methods to meet the needs of their students.
- Participants will use assessment data to develop action plans to improve student outcomes, setting measurable goals, and monitoring progress over time.

Time	Day 3 FACILITATOR AGENDA	Materials
9:00 am	Welcome	
90 min	Learning Communities <ul style="list-style-type: none"> • Defining Learning Communities • How to use them • Agenda Gallery Walk • Solution Tree DuFour Video: 4:35 	Slides: 133-149  Handout 12 (CriticalIssuesFor...)
10-15 min	Break	
45 min	Data Protocols <ul style="list-style-type: none"> • Using provided sample data go through a data protocol process • Develop data protocols • Student engagement in assessment 	Slides: 150-155  Handout 13 (FILLED OUT PLC ...)
60 min	Lunch	
120 min	Action Planning <ul style="list-style-type: none"> • Revisit Data Culture Definition • Create School/district Position Statement • Self-Assessment and Planning <ul style="list-style-type: none"> ○ Team self-assesses ○ Team Showcase ○ Edit/update <ul style="list-style-type: none"> ■ Plan ■ Position statement 	Slides: 156-162  Handout 14: Data Culture Posi...  Handout 15 Topic 5 Reflection ...
5 min	Closing <ul style="list-style-type: none"> • Session Closing • Time to complete Feedback Form 	Slides: 163