



WISCONSIN EDUCATOR PREPARATION
PROGRAM REPORT

CESA 7 TDC
Teacher Development Center (TDC)
Alternative Route Program

2013 Report

WISCONSIN DEPARTMENT OF PUBLIC INSTRUCTION
Tony Evers, PhD, State Superintendent

Report on Wisconsin's Educator Preparation Programs

In 2011, The Wisconsin State Legislature passed Act 166, which requires the Wisconsin Department of Public Instruction (DPI) to produce an annual report of the state's educator preparation programs (EPP). The report must include information on program completers and their first time passage rates on the required performance assessments.

Additionally, the DPI is including licensure and employment data for individuals completing Wisconsin educator preparation programs. This report uses program completer, Praxis II and ACTFL assessment, licensure and employment data. Future reports will include the Foundations of Reading Test for Wisconsin results, edTPA results by program, and continuous employment trends by graduate cohorts.

Definitions

EPP Program Completers are candidates that have completed an approved educator preparation program (traditional or alternative route) between September 1, 2011, and August 31, 2012, and are eligible for licensure in Wisconsin.

Note that some program completers will seek licensure in another state or employment in a private school, and therefore may be successfully employed as an educator without a Wisconsin teaching license.

Licensed in Wisconsin refers to 2011-2012 EPP Program Completers who received one or more Wisconsin teaching licenses between December 1, 2011, and August 31, 2012, after successfully completing an EPP.

Note that some Wisconsin licensed educators will seek employment in another state or private school, and therefore would not show up in the public school employment data.

Employed in Wisconsin refers to licensed educators that are employed in public schools in Wisconsin during the 2012-13 year. These data will not include educators employed out of state or in private schools, because the information is not reported to the DPI.

Individual Educator Preparation Program Report

This report includes data for one of Wisconsin's Educator Preparation Programs. The data within this report is compared to the overall data for the entire state. For a complete picture, access the *2013 Annual Report on Educator Preparation Programs* available at:

<http://tepd.dpi.wi.gov/epp/annual-reports>.

Figure 1. Summary of Program Completers, Licensed, and Employed in Wisconsin

EPP	EPP Program Completers (2011 - 2012)	Licensed in Wisconsin (2011 - 12)		Employed in a Wisconsin Public School (2012 - 13)	
	N	N	%	N	%
State of Wisconsin - All EPPs	4298	3808	88.6%	2255	52.5%
CESA 7 TDC Program	3	3	100%	3	100%

Figure 2. Institutional Percent License

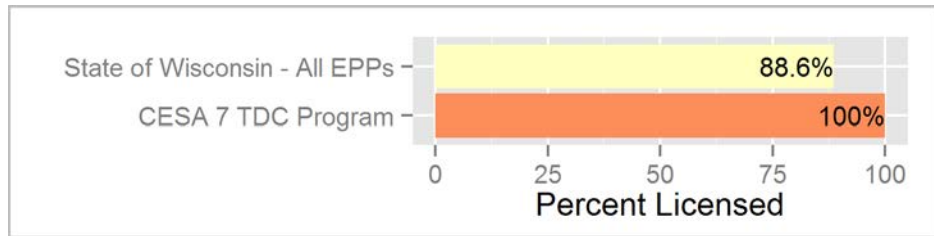
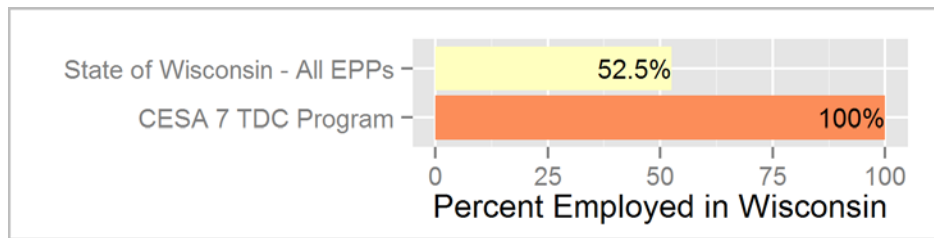


Figure 3. Institutional Percent Employed in Wisconsin



These charts report data from the following sources: Wisconsin Educator Preparation Program (Endorsed Candidates for Licensure) September 1, 2011-August 31, 2012; Teacher Licensing December 2011-September 2012; and PI-1202 Fall Staff Report for school year (SY) 2012-13.

Part I. Performance Assessments

Per 2011 Wisconsin Act 166, this report includes information on candidates' first-time and overall Praxis II test pass rates as well as other performance data, such as the ACTFL language tests. Future reports will include scores from the Foundations of Reading Test for Wisconsin and the edTPA performance assessment, as well as employment trends by graduate cohorts.

Testing data within this report includes candidates who were enrolled in educator preparation programs and took tests between September 1, 2011, and August 31, 2012.

Students are not completers and are not endorsed candidates for licensure *until* they have passed all required assessments for their licensure/subject area. **As a result, there are more Praxis II test-takers in Wisconsin (4,603) than program completers (4,298), who graduated from an educator preparation program.**

Praxis II Assessments

The Praxis II Assessment, administered by the Education Testing Services (ETS), is a required assessment for teachers in all subjects (except for world languages) who apply for Wisconsin licensure. A complete listing of Praxis II subject area tests used in Wisconsin can be found on the [ETS website](http://www.ets.org/Praxis/wi/requirements) (<http://www.ets.org/Praxis/wi/requirements>).

All applicants for regular and special education licensure must complete the Elementary Education or Middle School Content assessment, while those seeking licensure in subject areas at the middle and high school level must pass the Praxis II Assessment for their subject area.

ACTFL Language Assessments

Tests from the American Council on the Teaching of Foreign Language (ACTFL) are required for all world language teacher candidates enrolled in Wisconsin educator preparation programs beginning September 2011. The qualifying score for licensure in Wisconsin on ACTFL tests is intermediate high. To learn more about Wisconsin-approved world language assessments, go to the [LTI website](http://www.languagetesting.com) (<http://www.languagetesting.com>).

Figure 4. 2011-12 Praxis II Educator Preparation Program Pass Rates

EPP	# of Test Takers	# Passing First Attempt	% Passing First Attempt	% Passing All Attempts
State of Wisconsin - All EPPs	4603	4064	88.3%	91.6%
CESA 7 TDC Program	1	*	*	*

Figure 5. 2011-12 Praxis II First Time Pass Rate

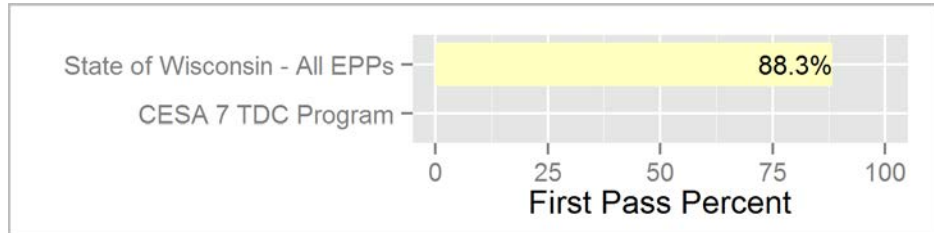


Figure 6. 2011-12 Praxis II First Time Pass Rate by Test

Praxis II Test	# of Test Takers	# Passing First Attempt	% Passing First Attempt	% Passing All Attempts
English to Speakers of Other Languages	0	*	*	*
Middle School	1	*	*	*

This chart reports the first time and overall passage rate for Praxis II tests taken between September 1, 2011, and August 31, 2012, by candidates who indicated this EPP as the institution they were attending. Students may take more than one test and may take a test multiple times. All candidates endorsed for licensure must pass the relevant Praxis II test(s).

Part II. Licensure & Employment

Endorsed Candidate for Licensure

When candidates complete their educator preparation program requirements, the program will then officially endorse those candidates for licensure as a teacher, pupil services professional or administrator in Wisconsin. These requirements include completing coursework, passing the required tests for licensure, and completing the required student teaching/clinical component.

Candidates that wish to work in a Wisconsin public school must apply for and receive an initial educator license from the DPI. Candidates may also seek licensure in another state or work in private schools (which establish their own rules regarding licensure and staff training requirements).

Candidates versus Licenses

Program completers may be endorsed for multiple licenses. Consequently, Wisconsin produced 538 more endorsements for licensure (4,836) than program completers (4,298) in 2011-12.

Additionally, candidates may be employed in a public school using one or more of their licenses. For example, an educator might have a social studies and a special education license. That educator might teach social studies, special education, or both in a given year.

Multiple licenses create uncertainty when calculating employment rates by license type, since educators might be using some but not all of their licenses in a given year (and which licenses they are using could change from year to year).

PI-1202 Employment and Staff Qualifications Data

Program completers prepared in Wisconsin educator preparation programs have a variety of employment options available to them. If they seek and obtain a Wisconsin initial educator or administrator license, then they can work in a Wisconsin public school.

Additionally, program completers may seek licensure and employment in other states, including a significant number of program completers from western Wisconsin that seek employment in Minnesota. Similarly, program completers (both licensed and unlicensed) may secure employment in Wisconsin's private schools.

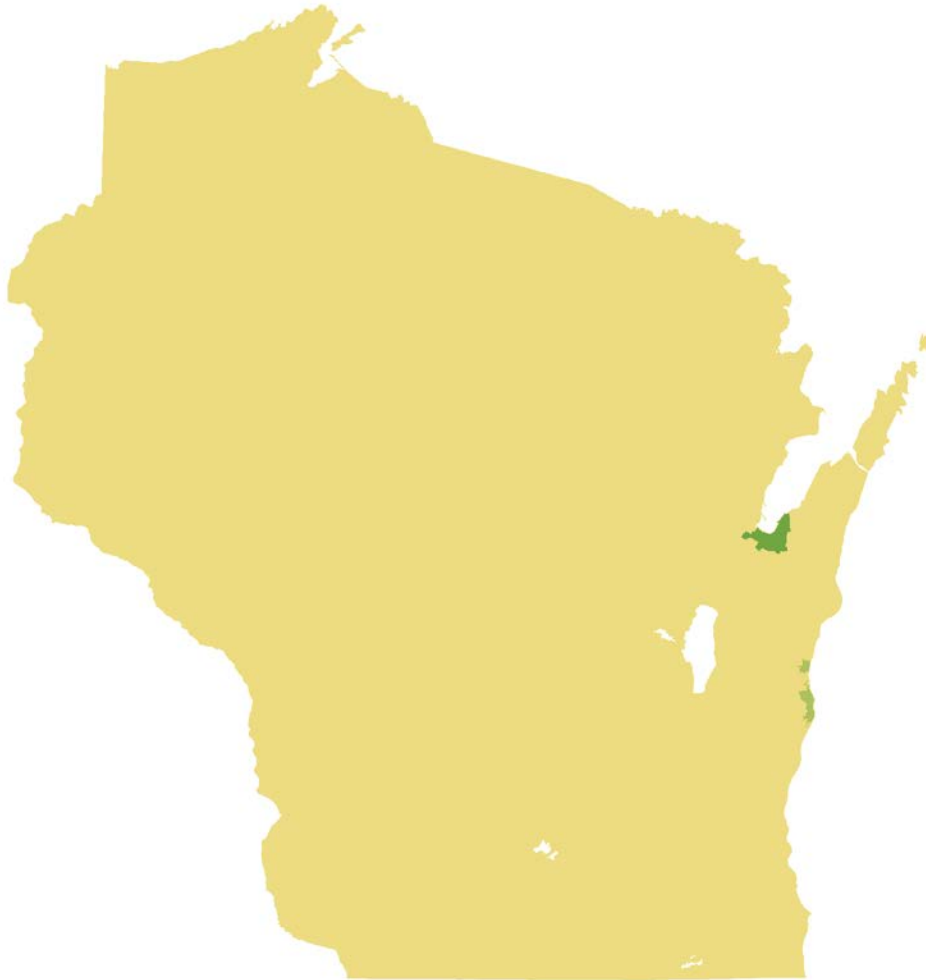
Public and charter school employment data for this report are drawn from the report of school district employment data (PI-1202). This information is submitted annually to DPI by Wisconsin public school districts. Private schools and schools in other states do not provide employment data to DPI. Additionally, because this report focuses on Wisconsin educator preparation programs, it does not include data on educators prepared in other states that are working in a Wisconsin public school.

Figure 7. 2011-12 Educator Licenses Prepared by Educator Preparation Program and Employed in Wisconsin Public Schools 2012-2013

Initial Licensure Endorsements 2011-12 (Note: a candidate may hold multiple licenses)	CESA 7 TDC Program			State of Wisconsin - All EPPs		
	Total Endorsed Licenses	# of Licenses Employed in a Wisconsin Public School	% of Licenses Employed in a Wisconsin Public School	Total Endorsed Licenses	# of Licenses Employed in a Wisconsin Public School	% of Licenses Employed in a Wisconsin Public School
EC Early Childhood	-	-	-	159	82	51.6%
ECMC Early Childhood-Middle Childhood	-	-	-	473	275	58.1%
MCEA Middle Childhood-Early Adolescence	2	2	100.0%	1073	605	56.4%
EC Special Education	-	-	-	92	60	65.2%
EAA/MCEA Special Education	-	-	-	374	294	78.6%
ECA Deaf or Hard of Hearing	-	-	-	2	2	100.0%
ECA Speech and Language Pathology	-	-	-	130	42	32.3%
EAA English	-	-	-	238	120	50.4%
EAA Mathematics	-	-	-	152	98	64.5%
EAA Social Studies	-	-	-	244	122	50.0%
EAA Science	-	-	-	155	88	56.8%
ECA Agriculture	-	-	-	26	15	57.7%
ECA Business Education	-	-	-	34	27	79.4%
ECA Family and Consumer Education	-	-	-	32	24	75.0%
ECA Marketing Education	-	-	-	17	14	82.4%
ECA Technology Education	-	-	-	44	34	77.3%
ECA Art	-	-	-	137	73	53.3%
ECA English as a Second Language	-	-	-	41	25	61.0%
ECA Health	-	-	-	26	11	42.3%
ECA Music	-	-	-	140	71	50.7%
ECA Physical Education	-	-	-	158	73	46.2%
ECA Theater/Dance	-	-	-	6	2	33.3%
ECA World Languages	-	-	-	105	63	60.0%
School Counselor	-	-	-	152	44	28.9%
School Social Worker	-	-	-	23	16	69.6%
School Psychologist	-	-	-	66	38	57.6%
Superintendent	-	-	-	44	33	75.0%
School Business Administrator	-	-	-	23	10	43.5%
Principal	-	-	-	332	72	21.7%
Director of Instruction	-	-	-	203	54	26.6%
Director of Special Education and Pupil Services	-	-	-	65	38	58.5%
Reading Specialist	-	-	-	60	7	11.7%
Career and Technical Education Coordinator	-	-	-	2	1	50.0%
Instructional Technology Coordinator	-	-	-	8	-	-

Note: Program Completers can be endorsed for multiple licenses. Consequently, Wisconsin produced 538 more endorsements for licensure (4,836) than program completers (4,298) in 2011-2012.

Figure 8. 2011-12 Candidates Prepared by Educator Preparation Program and Employed in Wisconsin Public Schools 2012-2013



*Regions in this map represent districts where candidates from the IHE are employed in Wisconsin. Blue represents districts where three (3) or more candidates are employed; Green indicates one (1) or (2) candidates.