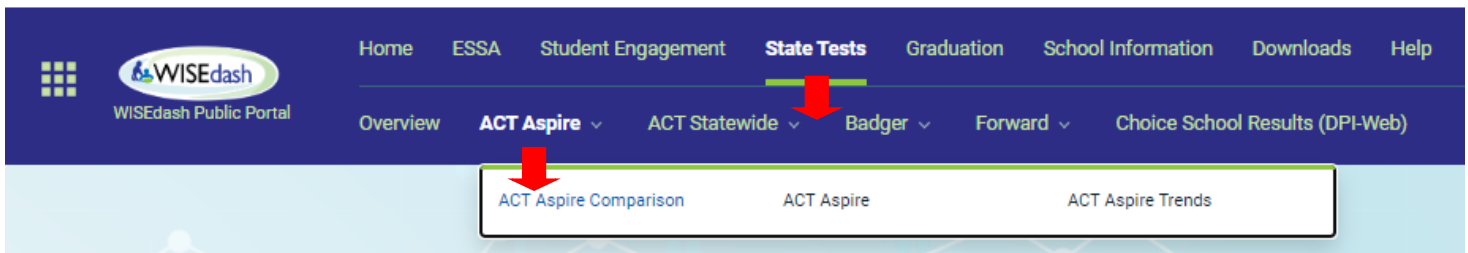


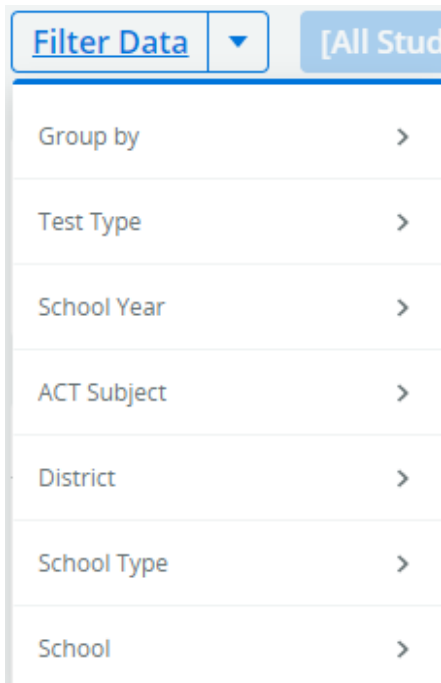
WISEdash Public Portal Data Download Guide

The WISEdash Public Portal allows you to easily download school, district, and statewide data. This guide will help you to **1** download data from a **specific graph** on a dashboard, **2** download **statewide datasets** from a dashboard by topic, **3** download **statewide datasets** from DPI’s website, and **4** download statewide **historical datasets** previously accessed through WINSS.

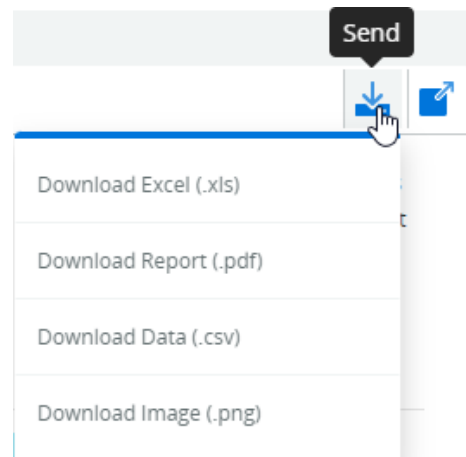
1 Download the graph and data table from a specific graph on a dashboard.



Step 1: Select your filters in the **Filter Data** dropdown.

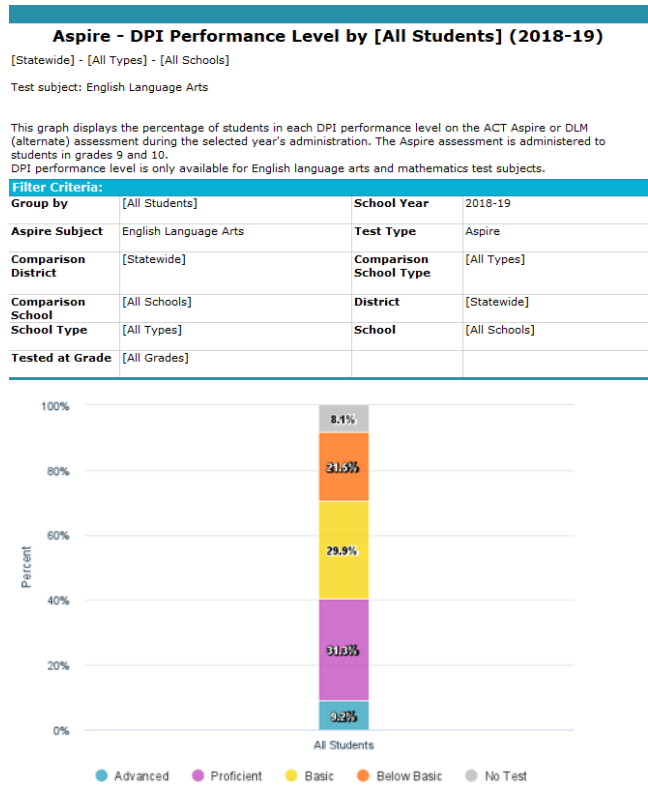
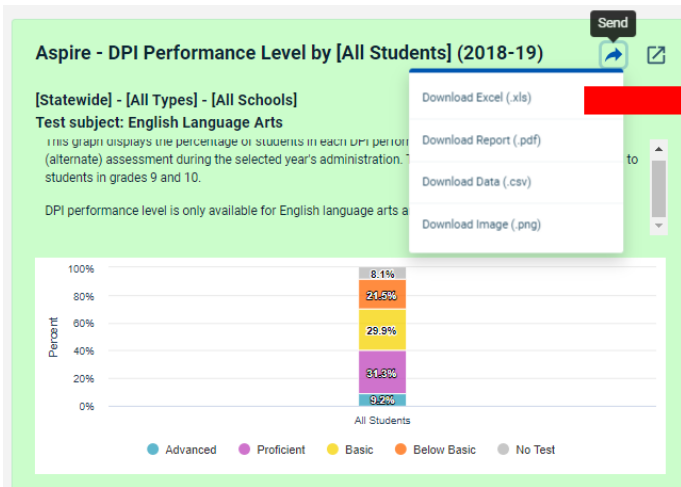


Step 2: Click on any graph’s **Send icon** to see download options for your data as an Excel or PDF document. The data download will include a nicely formatted document with information on the filters you’ve applied, the graph, and a data table with number counts.



WISEdash Public Portal Data Download Guide

Example of Dashboard vs Exported Excel File:



Total of 5 row(s) with 10000 Row Limit


Group By	DPI Performan	Students in Group	Student Count	Percent of Group
All Students	No Test	123,708	10,496	8.1%
All Students	Below Basic	123,708	27,892	21.5%
All Students	Basic	123,708	38,846	29.9%
All Students	Proficient	123,708	40,567	31.3%
All Students	Advanced	123,708	11,907	9.2%

2

Download statewide datasets by topic from a dashboard. These are raw datasets that come in .csv format. These datasets do not include graphs but instead contain columns of data allowing users to perform their own analysis.

Step 1: Click on the **Data files** button in the **Dashboard Help** bar that sits below Filter Data.





WISEdash Public Portal Data Download Guide

Step 2: By clicking the **Data files** button you'll be brought to a page where you can access the statewide data files specifically for the topic and data view of the dashboard you were previously viewing in the WISEdash Public Portal.

Step 3: Finally, click on the file you'd like to view and download. Be sure to note the **school year** (indicated in the file name) that you've chosen to download. *These are zipped files – once they've downloaded you'll need to right click to Extract All or double click. The zip file also contains a file layout document for reference.*

Download Type

Read About the Data

File Name	Data View
aspire_statewide_certified_2018-19.zip	Certified
aspire_statewide_certified_2017-18.zip	Certified
aspire_statewide_certified_2016-17.zip	Certified
aspire_statewide_certified_2015-16.zip	Certified

[aspire_statewide_certified_2018-19.zip](#)

[aspire_statewide_certified_2017-18.zip](#)

[aspire_statewide_certified_2016-17.zip](#)

[aspire_statewide_certified_2015-16.zip](#)

[aspire_statewide_certified_2014-15.zip](#)

WISEdash Public Portal Data Download Guide

3 **Download statewide datasets directly from DPI’s website.** These are raw datasets that come in .csv format. These datasets do not include graphs but instead contain columns of data allowing users to perform their own analysis. This webpage provides the complete collection of files for all topics of data available through WISEdash along with supporting documentation.

Go to: <http://dpi.wi.gov/wisedash/download-files>

Download Type

- Any -
- ACT Graduates
- ACT Statewide
- Advanced Placement Exams
- Agency
- Aspire
- Attendance-Dropouts
- Average Daily Attendance
- Badger
- Discipline
- DOC Assessment Results
- Enrollment
- Enrollment - Private School
- Extra-/Co-Curricular Activities
- Forward
- Graduation Requirements
- Habitual Truancy
- High School Completion
- High School Completion - Legacy Rates
- High School Completion - Private School

School Year

- Any -

Data View

- Any -
- Current
- Certified

File Name

Data View Current was discontinued in the 18-19 school year. All Data Download Files are available under Certified, except for Postsecondary Enrollment which is always Current.

4 **Download statewide historical datasets.** Comprehensive historical WINSS data about migrated topics for school years not included in WISEdash graphs can be found on the “WISEdash Data Files by Topic” webpage by choosing “**WINSS Historical Files**” in the **Download Type** dropdown. Supporting documentation specific to the historical files is included.

Go to: <http://dpi.wi.gov/wisedash/download-files>

Download Type

WINSS Historical Data Files

Read About the Data on [WINSS Historical Data Files](#)

File Name	Data View	Data Collection	Size	Upload date
all_topics_winss_2011-12.zip	Certified	Not Available	895.12 KB	2015-09-22