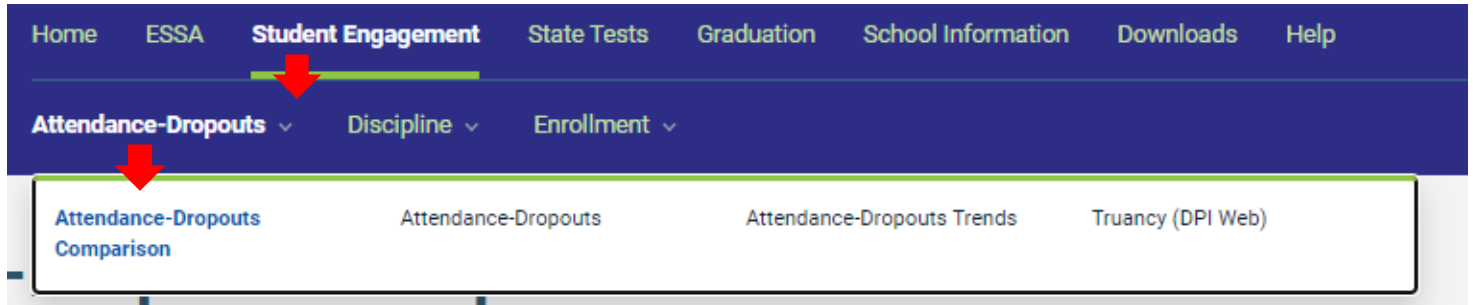


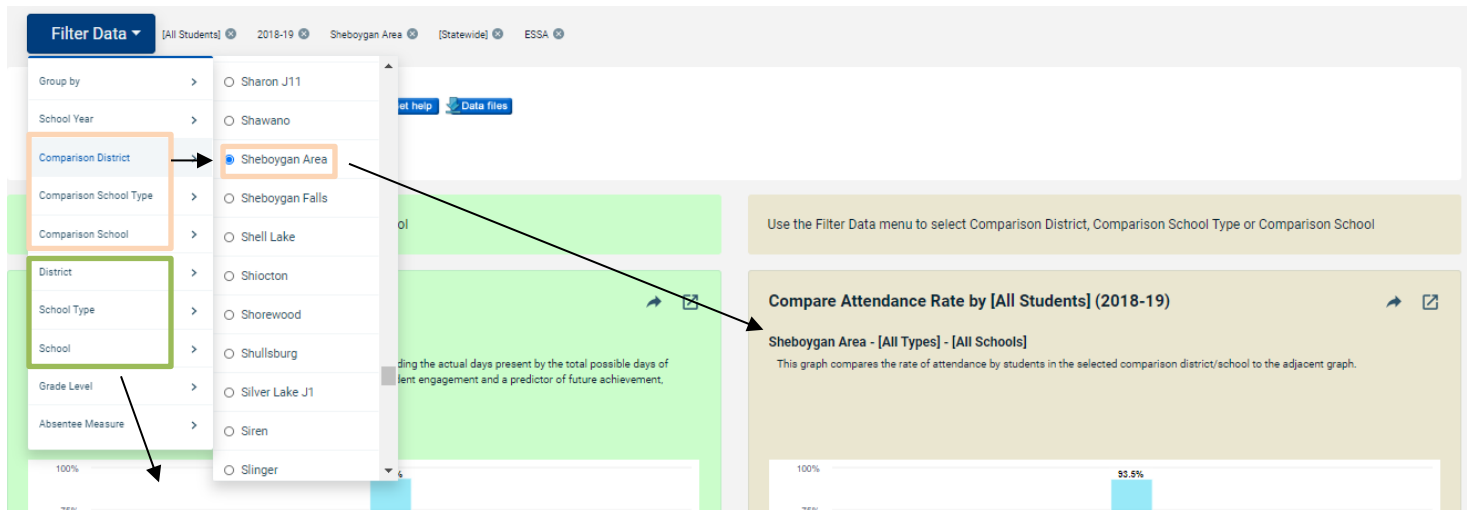
WISEdash Public Portal Comparison Guide

The WISEdash Public Portal has many robust features to enable users to compare statewide data, district data and school data. Use the side-by-side Comparison dashboards in most topic areas to compare statewide, districts' and/or schools' academic, attendance, and enrollment data.



In **Filter Data**, both graphs default to [Statewide]. Select the District and Comparison information you want to view.

- The green graphs on the left side are displayed with the data selected from the District, School Type, and School data filters.
- The tan graphs on the right side are displayed with data selected from the Comparison District, Comparison School Type, and Comparison School filters.

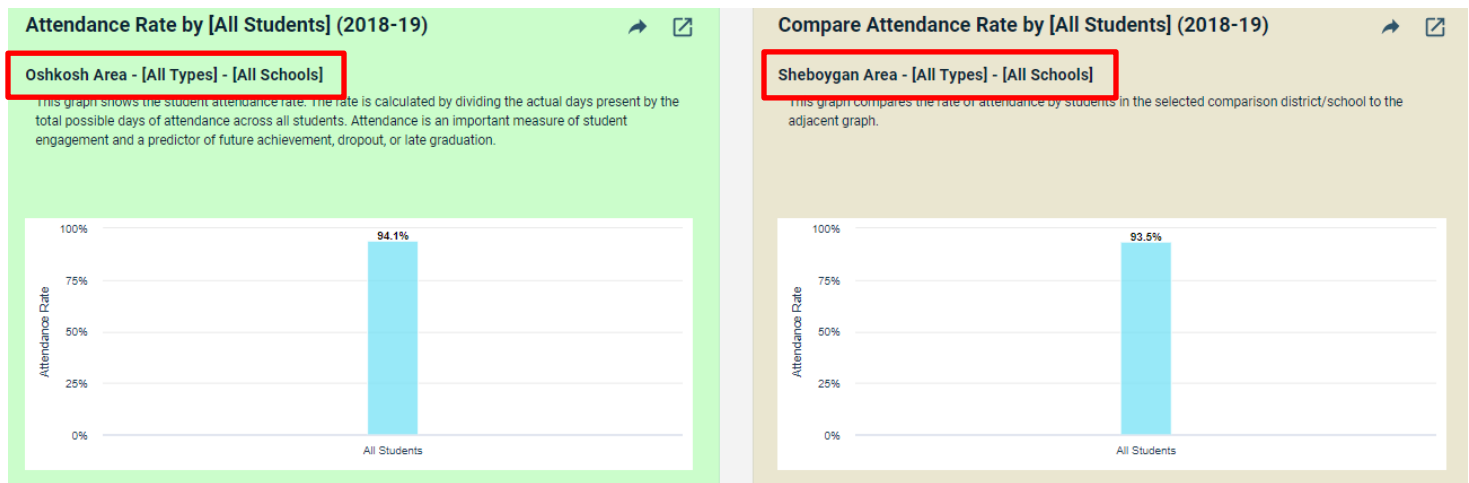


WISEdash Public Portal Comparison Guide

Example 1: Attendance comparison between two districts

These comparison graphs show the attendance rate of all schools in the Oshkosh School District vs. the attendance rate of all schools in the Sheboygan Area School District.

1. Click Filter Data
2. Select Oshkosh as District
3. Select Sheboygan Area as Comparison District
4. Click off of the filter list to run the dashboard



WISEdash Public Portal Comparison Guide

Example 2: Attendance comparison between an elementary school and all elementary schools in the state

These comparison graphs show the attendance rate of all elementary schools statewide vs. the attendance rate of Grant Elementary in the Sheboygan Area School District.

1. Click Filter Data
2. Select [Statewide] as District (default)
3. Select Elementary School as School Type
4. Select Sheboygan Area as Comparison District
5. Select Grant Elementary as Comparison School
6. Click off of the filter list to run the dashboard

