

WISEdash LOCAL



An Overview

WISEdata Conference ▶ Friday March 10, 2023 11:00 am

Shelby Renoos, WISEdash Local & Amanda Popovich, CESA 12



Introductions


Shelby Renoos

WISEdash Local Customer Success Coordinator



Amanda Popovich

CESA 12 Educational Consultant





Agenda



What is WISEdash Local?

WISEdash Local & WISEdata

WISEdash Local & Your SIS

Overview of Dashboards

Demonstrations

The Future of WDL



What is WISEdash Local?

WISEdash Local (WDL) is a consortium of innovative WI school districts working together to create a single location data warehouse and dashboard reporting system for your school and student data. Data from your student information system and statewide/local assessments integrate onto WDL dashboards, giving teachers, principals, administrators and board members access to daily-updated comparisons, and helping you visualize your progress toward school-wide initiatives and district goals.

WDL Consortium and Governance



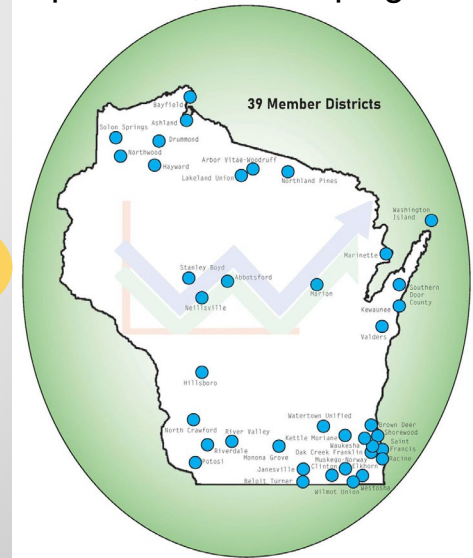
Board of Operations: 9 seats filled by member district representatives

2014:
5 member districts

2023: 39 member districts



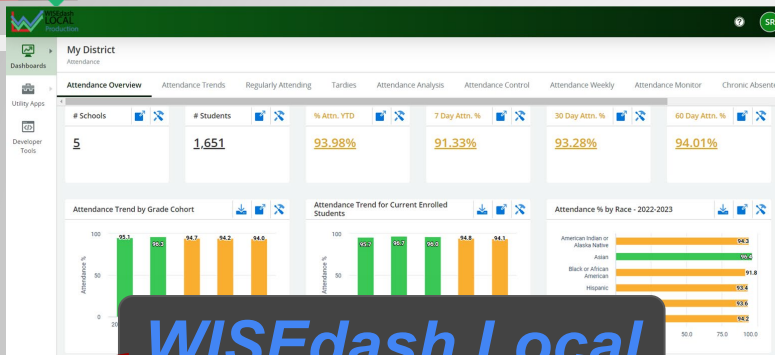
Fiscal Agent:



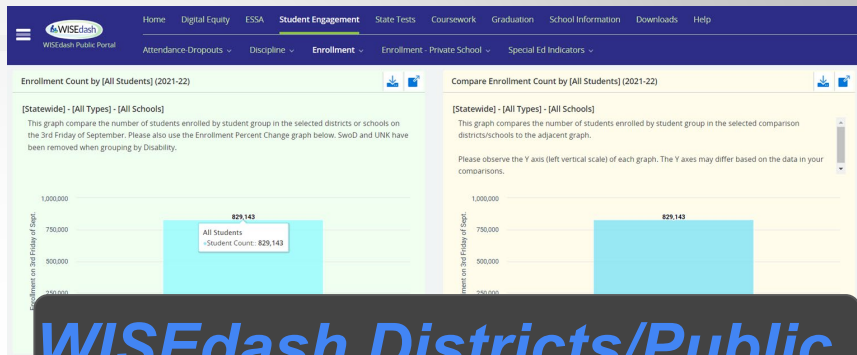
WISEdash LOCAL



WISEdash Local & WISE data



WISEdash Local



WISEdash Districts/Public

Data from your SIS

Connected for nightly updates ← sent/submitted →



funds

collaboration

support

tigets



Secure Storage



Division of Enterprise Technology (DET)





Your SIS

And the importance of clean data





WDL Dashboards: Security and Roles

User Role	Dashboards	Drill Downs	Tools	Customized
District	Full Access	✓	✓	✓
School	Building Access	✓	✓	✓
Classroom	Student Roster	✓	✓	✓
Student	Personal Data	✗	✗	✓
Board of Ed	✓	✗	✗	✓

Access levels are determined by your organization



Drill down capabilities: three clicks to student-level data

Tools include: data filters, creation of groups and cohorts



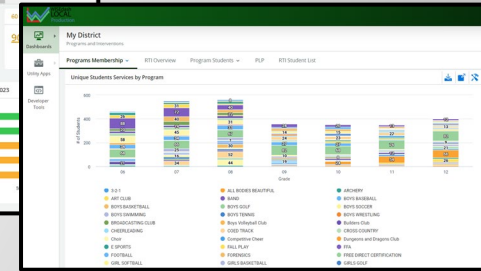
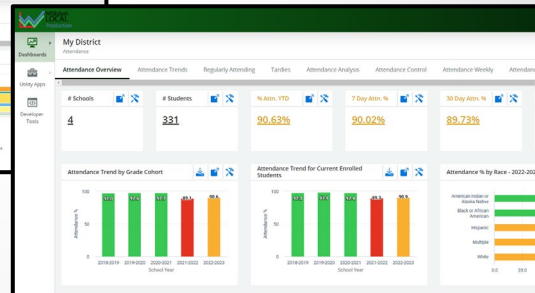
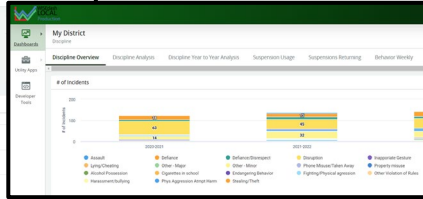
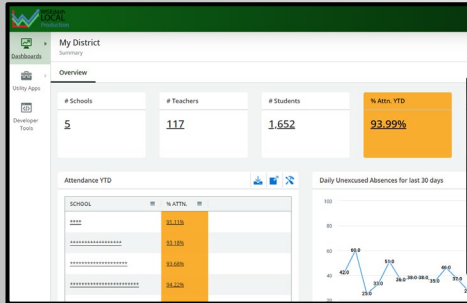
WDL Dashboards: My District

Summary Page (Options)

Discipline

Attendance

Programs

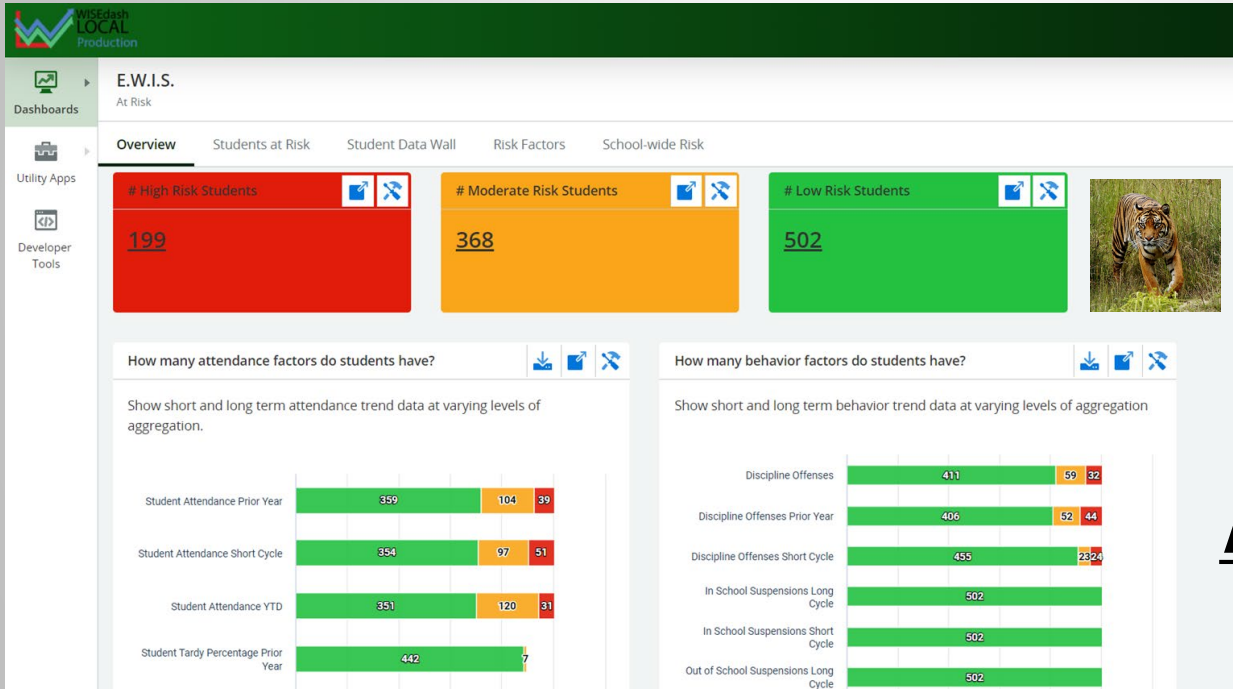


Demonstration





WDL Dashboards: Early Warning Indicator System



Set your own thresholds to monitor at-risk students

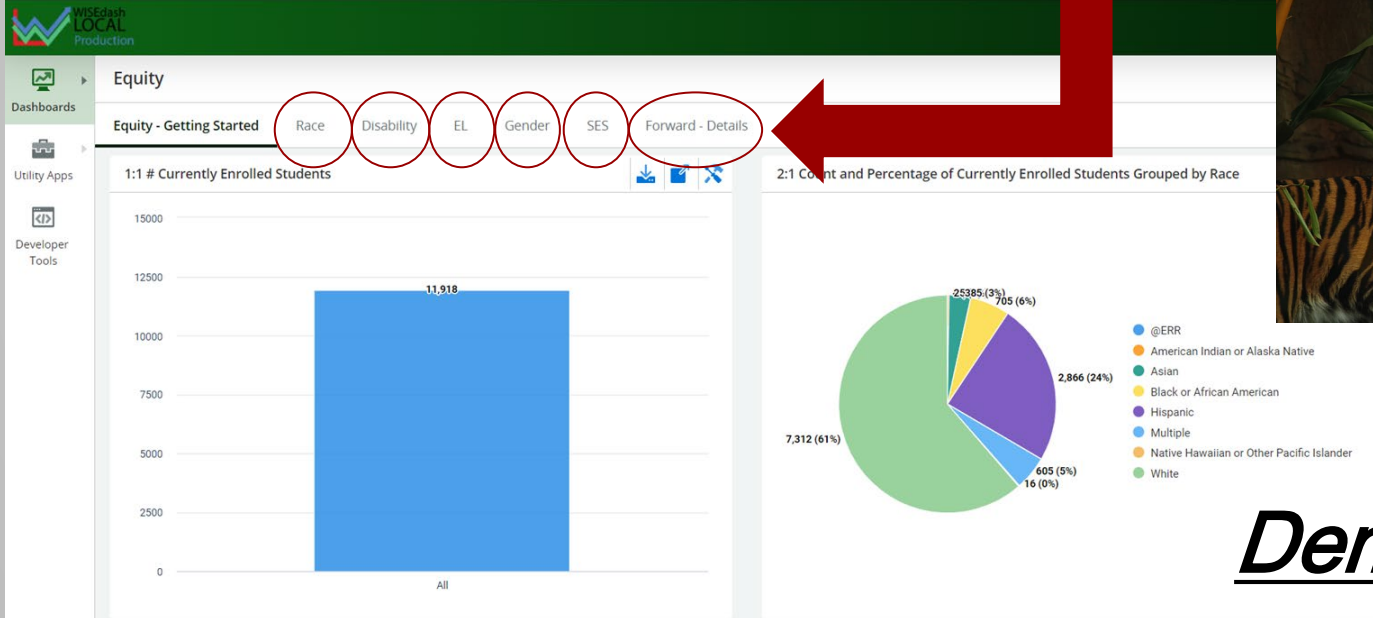
Low, Medium, and High Risk indicators

Demonstration



WDL Dashboards: Equity

Perform your own equity check based on a variety of factors

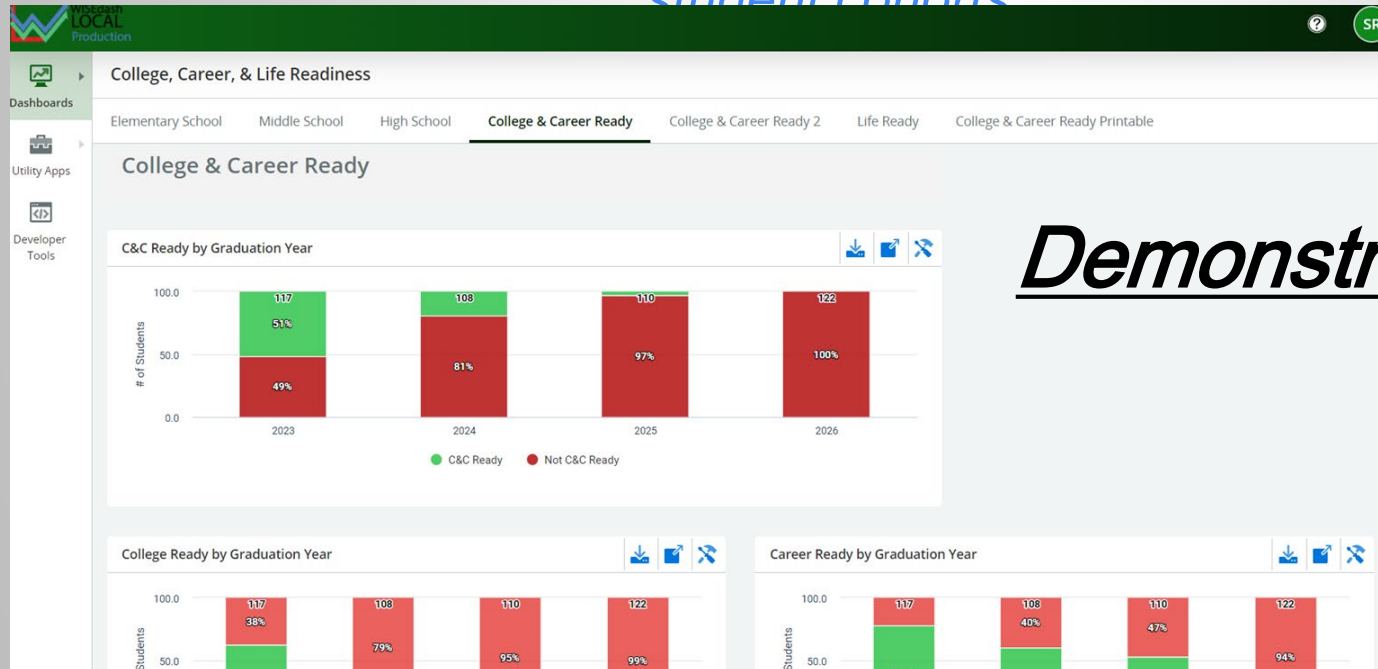


Demonstration



WDL Dashboards: College and Career Readiness

Examine College, Career, and Life Readiness Standards for student cohorts



Demonstration

Aligned to
Redefining Ready
standards



WDL Dashboards: My School

Examine data with your school-wide team

School Profile

Attendance

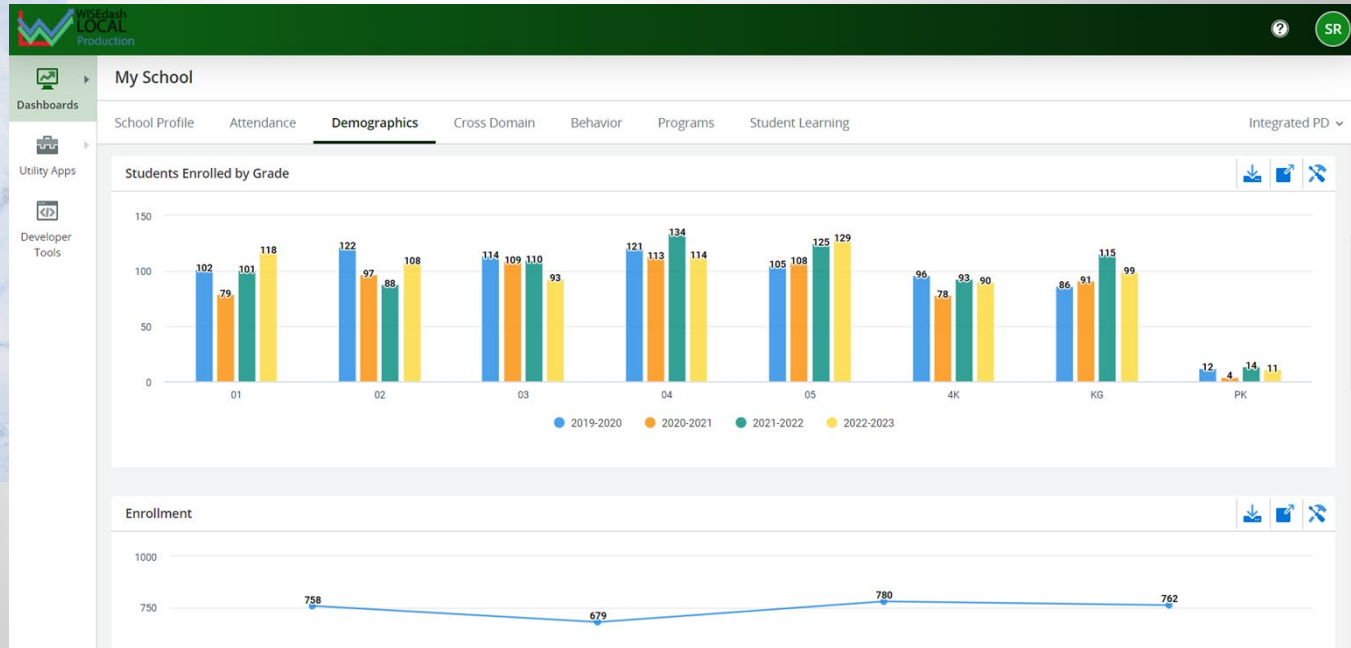
Demographics

Cross Domain

Behavior

Programs

Student Learning





WDL Dashboards: Assessments

Demonstration



The screenshot displays the WISEdash LOCAL Production interface. The left sidebar contains navigation options: My District, My School, My Classroom, Assessments (highlighted), Student Search, My Goal, Data Wall, E.W.I.S., Equity, College, Career, & Life Readiness, Board of Education, Impersonate User, Additional Resources, Use & Adoption, and System Change Log. The main content area is divided into four columns of assessment dashboards:

AP	Fountas & Pinnell	Running Records
AP Test Performance	Overview	Running Records
AVID Report	Grade Level Year to Year Comparison	SMI
Access	Student Benchmark Progression	SMI Results
Overview	Heggerty	SRI
Aspire	Overview	SRI Results
Overview	I-Ready	STAR
Subject Detail	Overview	Standard Analysis
Test Results vs. Marks	Subject Detail	Subject Analysis by Admin Period
Aspire Interim	End of Year View	Subject Analysis by Grade
Readiness Benchmark	End of Year View Trends	Subject Analysis by Year
CERT	Growth Comparison	Growth Analysis by Admin Period
Overview	End of Year Growth Comparison	STAR vs WI Forward
CPAA	Predictive WI Forward	State Benchmark Subject Analysis by Admin Period
CPAA	IGDI	State Benchmark Subject

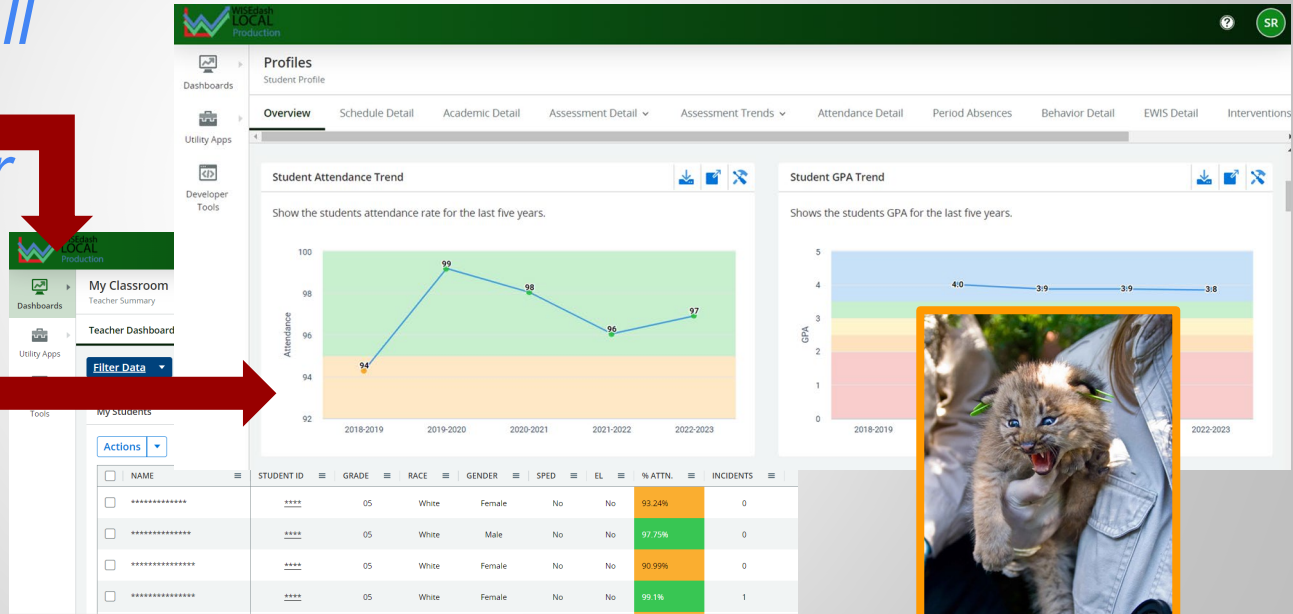
WDL adds regularly to our list of available assessment metrics



WDL Dashboards: My Classroom

Teachers view all data for their classroom roster

Student profile gives in depth options for supporting individual needs



Data driven decision making supports student achievement!






The Future of WDL



- ▶ *Continued training to support member districts*
- ▶ *Opportunities for Collaboration*
 - ▶ *New Metrics*
 - ▶ *Innovative Dashboards*



Contacts



Wisedashlocal.org



*Shelby Renoos, Customer Success
Coordinator
srenoos@wisedashlocal.org
715-413-2456*

*Amanda Popovich, Educational Consultant
CESA 12, Ashland, WI
amandap@cesa12.org*





Questions

